



**SURGICALS** *Kart*  
Your One-Stop Shop for Surgical Supplies



**SOLUTIONS POUR  
CLINIQUES DENTAIRES**

[www.Surgicalskart.com](http://www.Surgicalskart.com)





# SurgicalsKart

- A Specialized Platform for the Surgical Medical Sector Skart offers a dedicated and targeted environment for medical equipment manufacturers, guaranteeing optimal visibility.
- Rapid Integration In just a few steps, you can get up and running on the platform and reach a global audience.
- Support for your Growth Our team supports you with marketing solutions to strengthen your presence in the market.
- Adapted Pricing Flexible pricing options ensure an excellent return on investment, adapted to the needs of each partner.



## CERTIFICATES



+91 72042 86493



contact@surgicalskart.com



www.surgicalskart.com

**SURGICALS** *Kart*

**SurgicalsKart** is committed to become an excellent international brand in the health industry.





SurgicalKart supply the best products and service for every customers.



SurgicalKart is committed to become an excellent international brand in the health industry.



# Contents

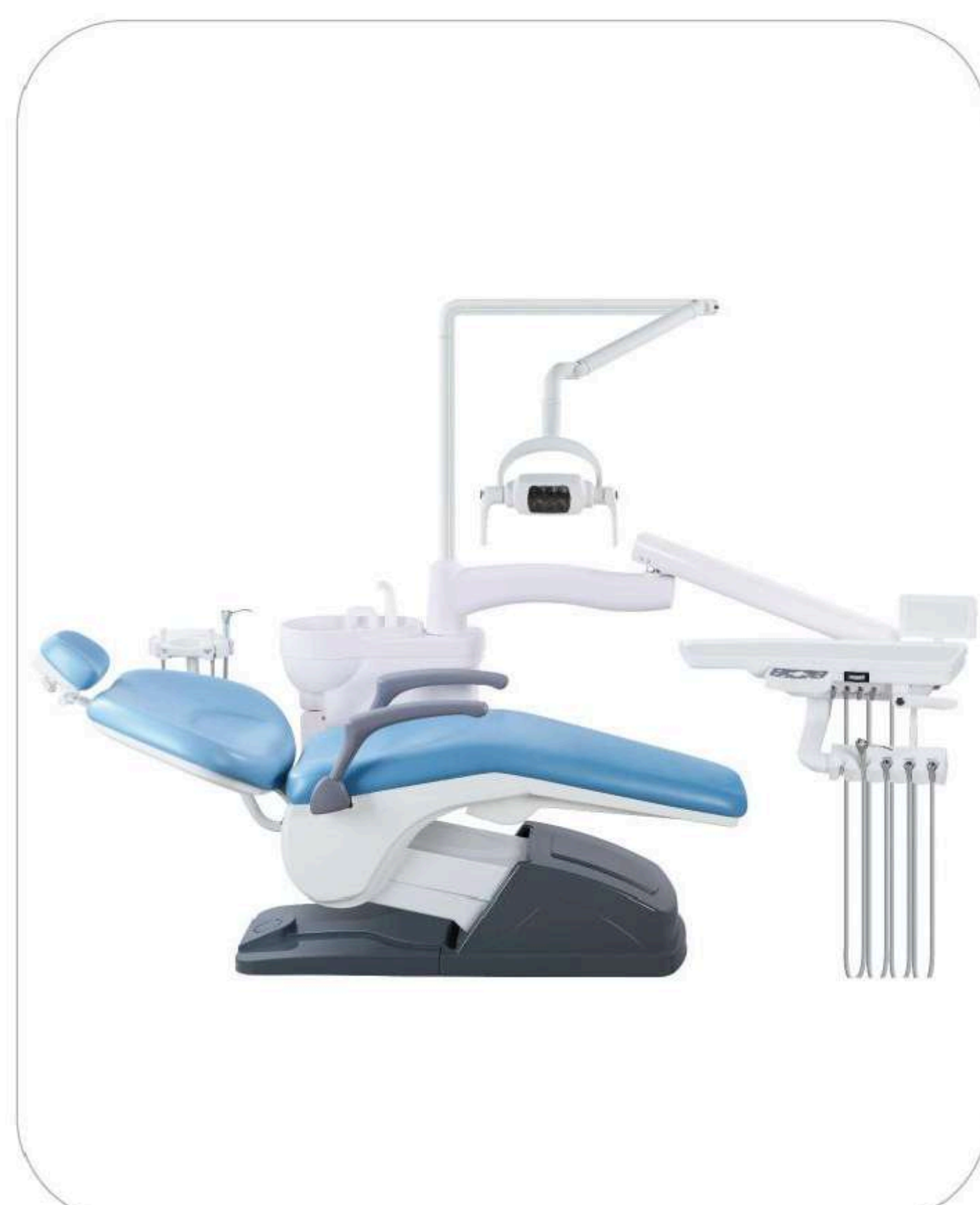
001~005	Dental Chair
006~008	Dental Machine
009~010	CBCT/ X-Ray /Oral Cavit Scanne
011~012	Endoscopes / Dental Light
013~015	Dental Chair
016	Negative Pressure Machine
017~018	Mouth Lamp
019~020	Dental Handpiece / Tooth Cleaning Machine
021~022	LED Curing Light
023~024	Fittings
025	Water Distiller/Dental Sealing Machine
026	Dental Sealing Machine/Ultrasonic Cleaners
027	Sterilizer
028	Microscope



## INTERNATIONAL EXPO

- |                                     |                               |   |                    |
|-------------------------------------|-------------------------------|---|--------------------|
| CMEF<br>China                       | German Medica<br>Germany      | Africa Health<br>South Africa           | TIHE<br>Uzbekistan |
| KIHE<br>Kazakhstan                  | Pharmedi<br>Vietnam           | North Africa Health<br>Egypt            |                    |
| Arab Health<br>United Arab Emirates | Medic West Africa<br>Nigeria  | ExpoMed<br>Mexico                       |                    |
| FIME<br>USA                         | Hospital Expo<br>Indonesia    | Medical Expo<br>Kenya                   |                    |
| Asia Health<br>Thailand             | Global Health<br>Saudi Arabia | Medical Philippines Expo<br>Philippines |                    |





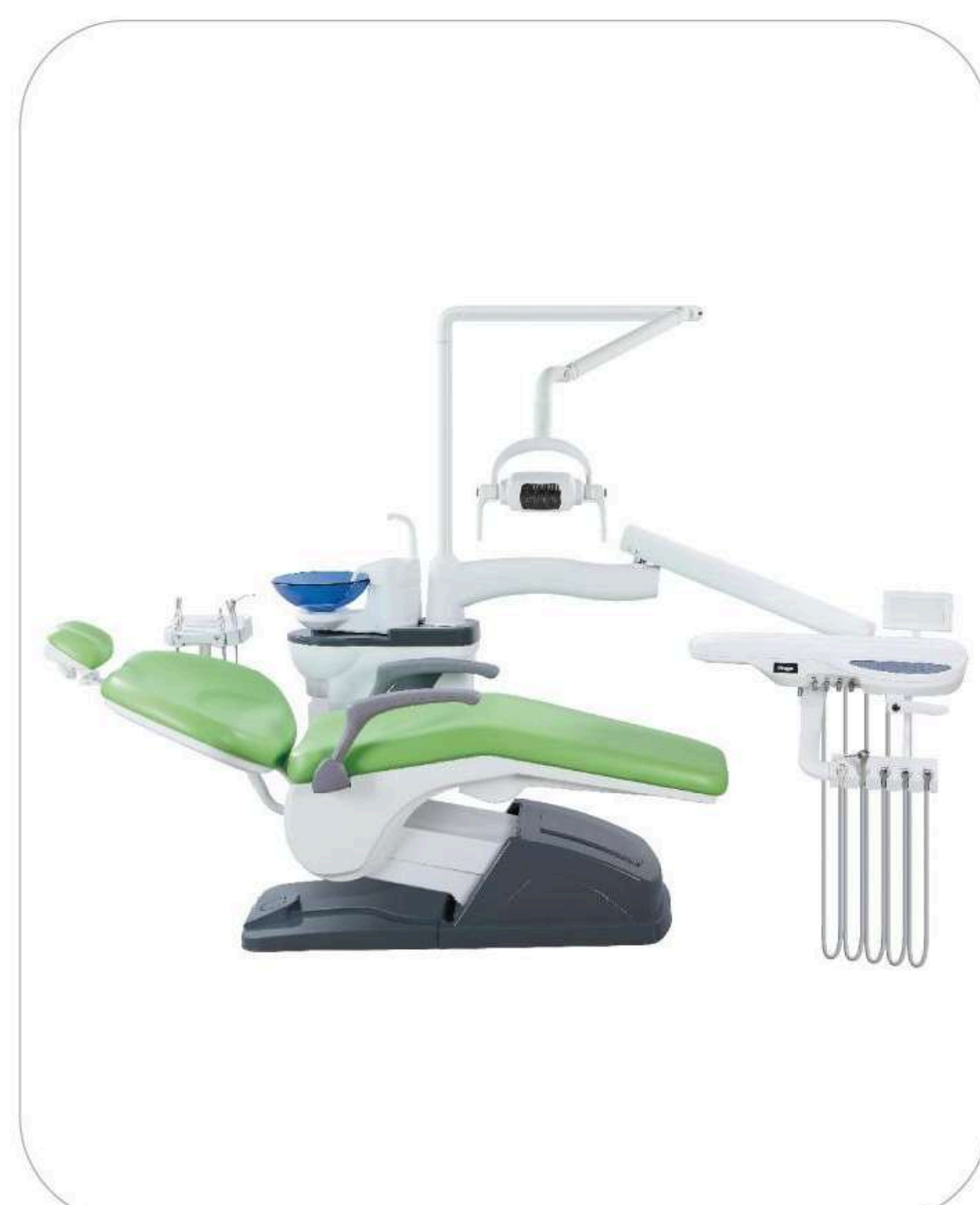
**MT-A1**

- Power supply voltage 110V 60HZ 220V 50HZ
- Air pressure > 0.55Mpa
- Water pressure of water source: 0.2Mpa-0.4Mpa
- The lowest position of the dental chair is 440mm
- The highest position of dental chair is 860mm
- The minimum angle of the backrest of the dental chair is 5°
- The maximum angle of the backrest of the dental chair is 85°
- The net weight of the dental chair is 200KG
- The widest dimension of the dental chair is 52cm
- The longest dimension of the dental chair is 185cm



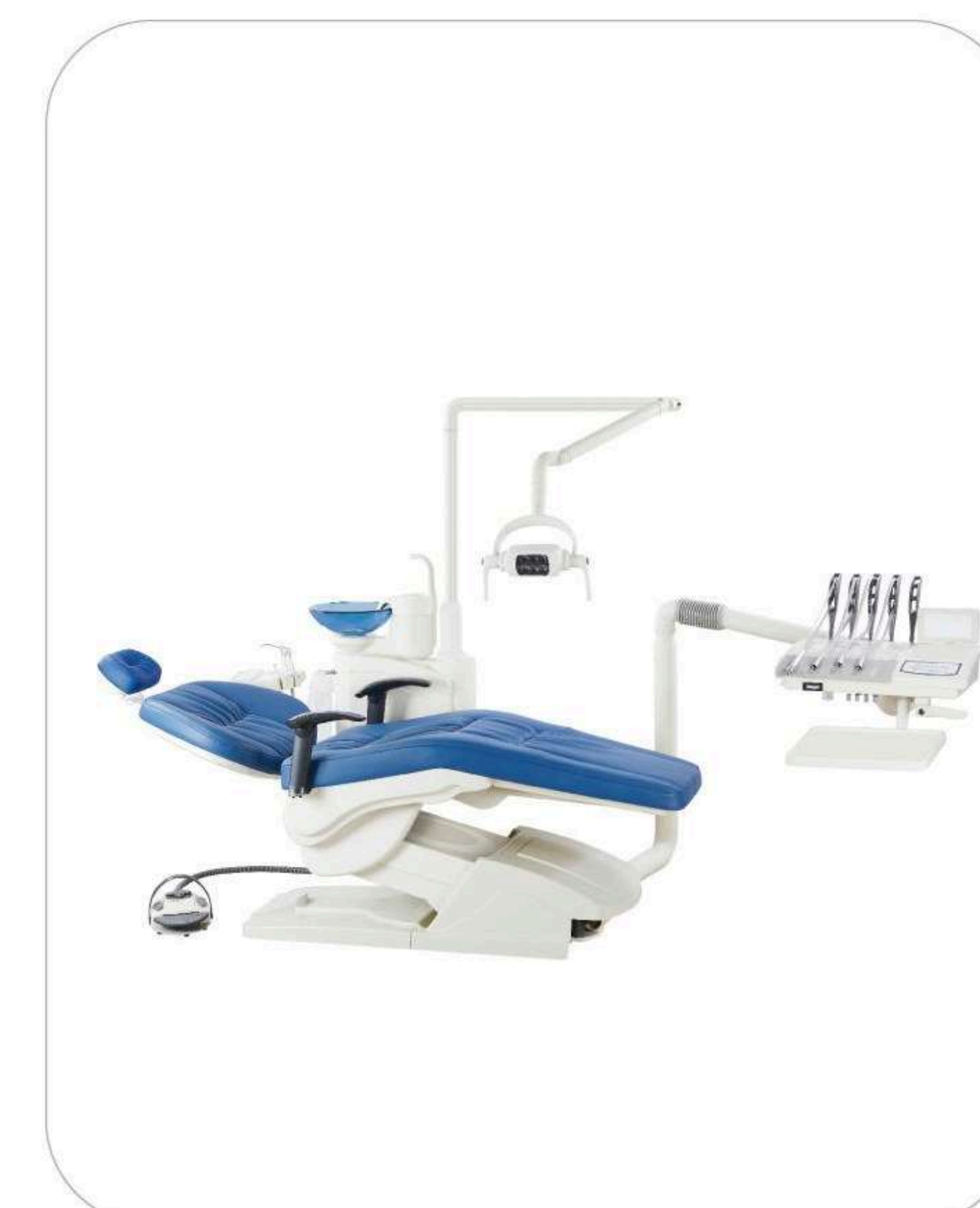
**MT-B2**

- Power supply voltage 110V 60HZ 220V 50HZ
- Air pressure > 0.55Mpa
- Water pressure of water source: 0.2Mpa-0.4Mpa
- The lowest position of the dental chair is 440mm
- The highest position of dental chair is 860mm
- The minimum angle of the backrest of the dental chair is 5°
- The maximum angle of the backrest of the dental chair is 85°
- The net weight of the dental chair is 220KG
- The widest dimension of the dental chair is 52cm
- The longest dimension of the dental chair is 185cm



**MT-C3**

- Power supply voltage 110V 60HZ 220V 50HZ
- Air pressure > 0.55Mpa
- Water pressure of water source: 0.2Mpa-0.4Mpa
- The lowest position of the dental chair is 440mm
- The highest position of dental chair is 860mm
- The minimum angle of the backrest of the dental chair is 5°
- The maximum angle of the backrest of the dental chair is 85°
- The net weight of the dental chair is 220KG
- The widest dimension of the dental chair is 52cm
- The longest dimension of the dental chair is 185cm



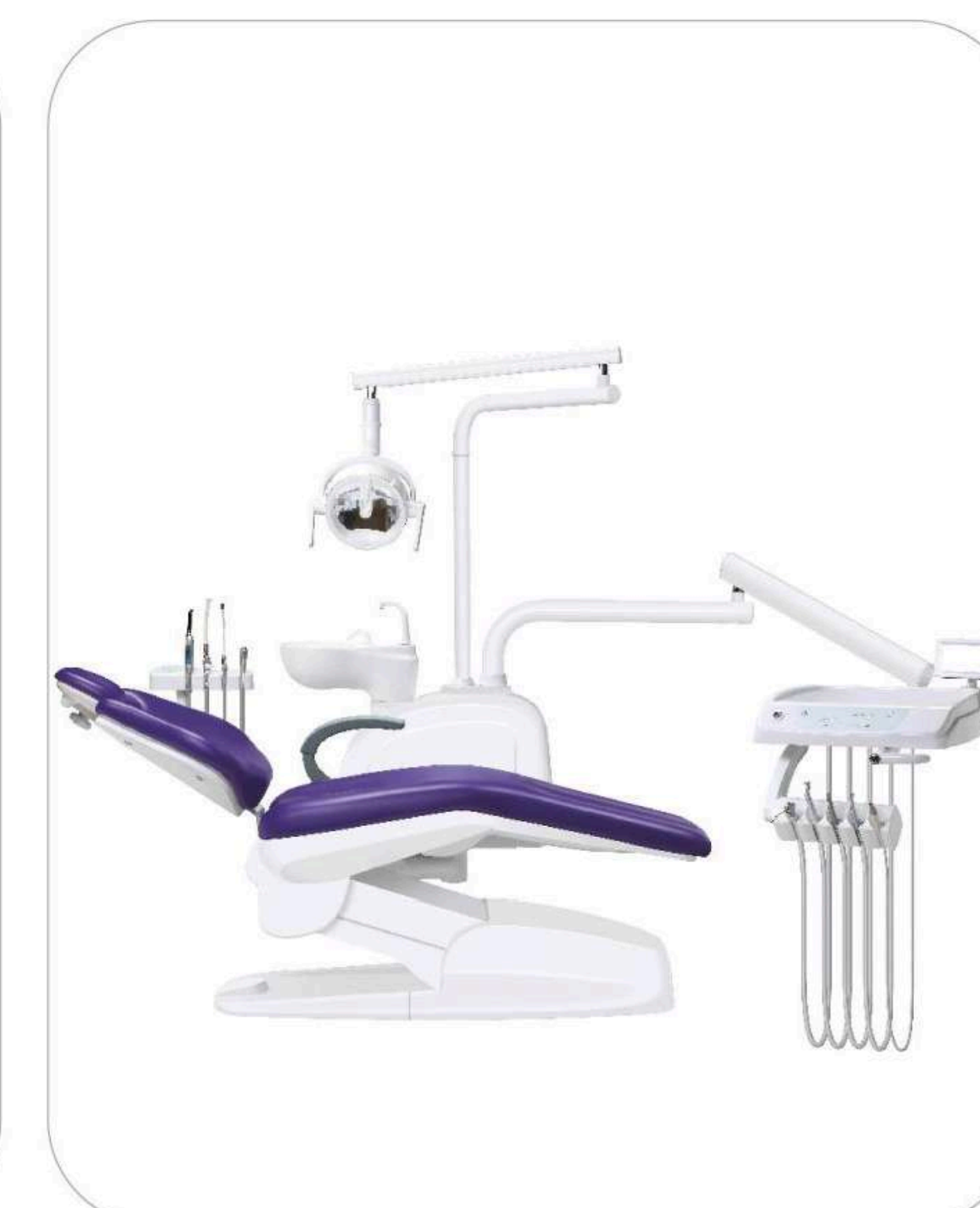
**MT-G7**

- Power supply voltage 110V 60HZ 220V 50HZ
- Air pressure > 0.55Mpa
- Water pressure of water source: 0.2Mpa-0.4Mpa
- The lowest position of the dental chair is 440mm
- The highest position of dental chair is 860mm
- The minimum angle of the backrest of the dental chair is 5°
- The maximum angle of the backrest of the dental chair is 85°
- The net weight of the dental chair is 360KG
- The widest dimension of the dental chair is 58cm
- The longest dimension of the dental chair is 190cm



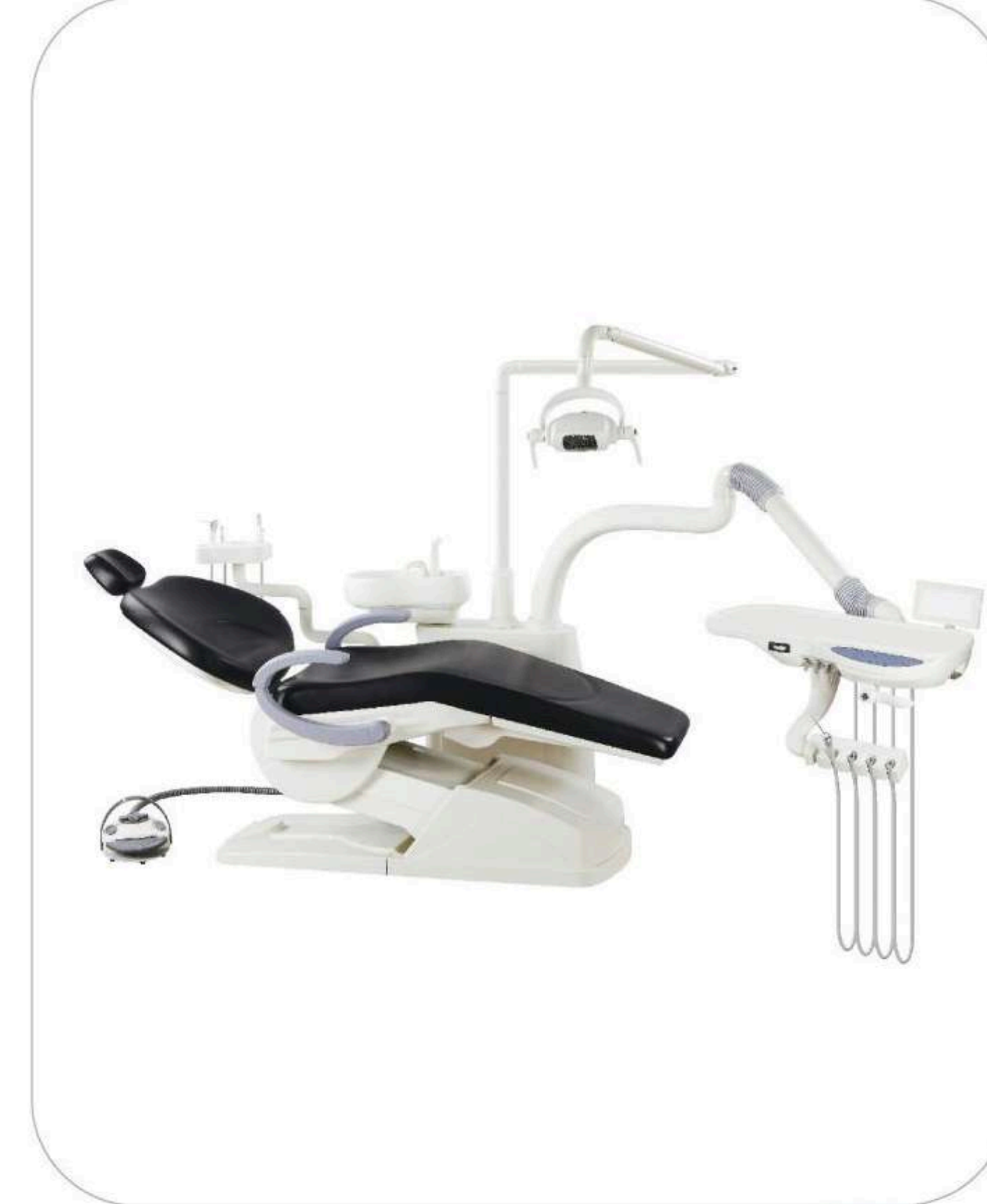
**MT-3068**

- Input Voltage: 220V 50Hz
- The input Power (Rated Power) : 400 va
- Air Pressure, Air Pressure) : 0.55-0.80 MPa
- Water Pressure (Water Pressure) : 0.2-0.6 MPa
- Output: ≥55L/min (water negative pressure /water vacuum)
- ≥120L/min (air vacuum /air vacuum)



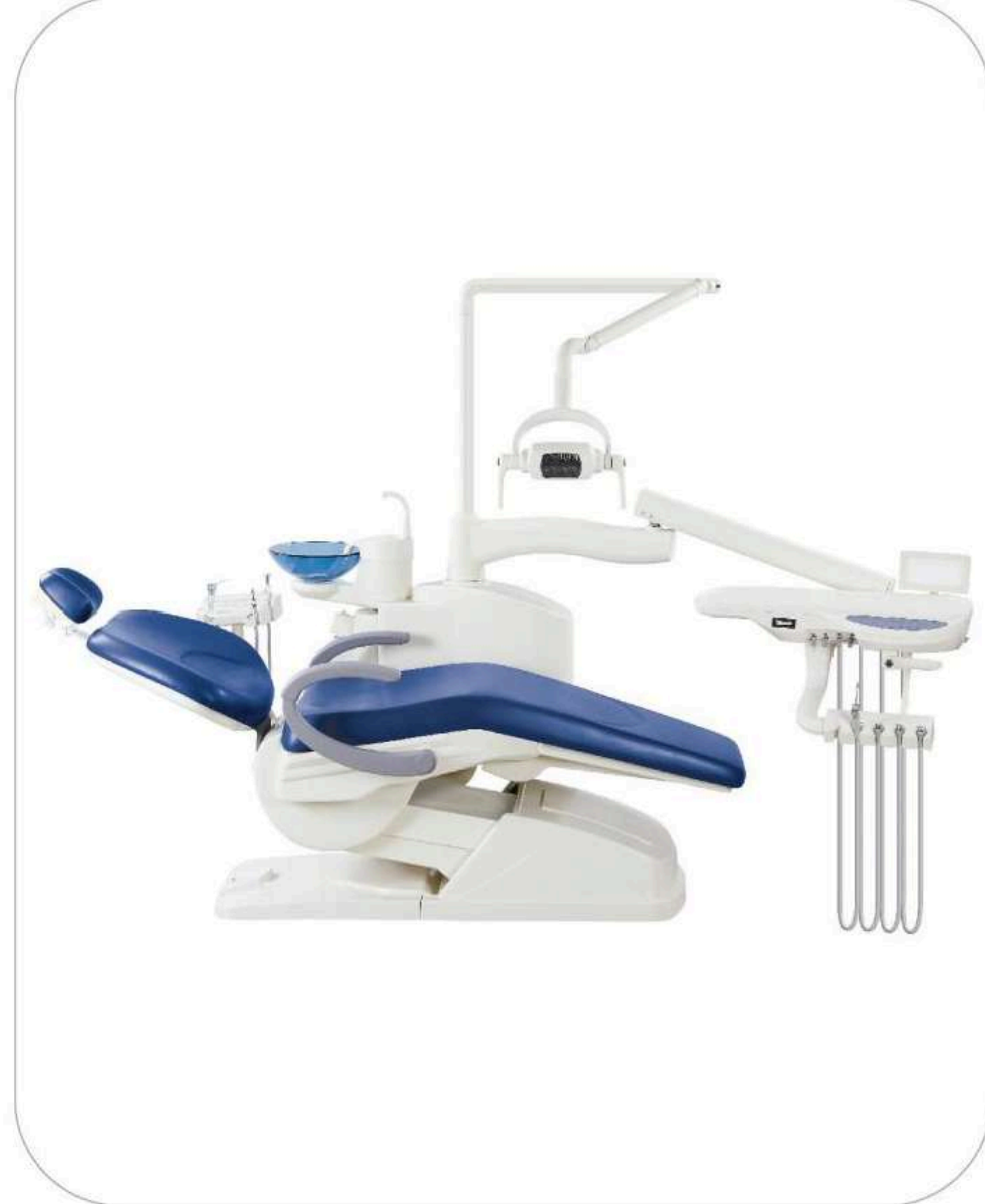
**MT3068A**

- Handpiece tube and three-purpose syringe (cold and warm water)
- Automatic constant temperature water supply three-way syringe mouthwash system
- Double water bottle system
- Strong/Weak absorbers of salivary
- Unplug the strong and weak suction filter cup
- Program control system
- Balance arm
- Multifunctional foot controller
- 24v low voltage safety led viewing light
- Double joint light arm



**MT-D4**

- Power supply voltage 110V 60HZ 220V 50HZ
- Air pressure > 0.55Mpa
- Water pressure of water source: 0.2Mpa-0.4Mpa
- The lowest position of the dental chair is 440mm
- The highest position of dental chair is 860mm
- The minimum angle of the backrest of the dental chair is 5°
- The maximum angle of the backrest of the dental chair is 85°
- The net weight of the dental chair is 340KG
- The widest dimension of the dental chair is 58cm
- The longest dimension of the dental chair is 190cm



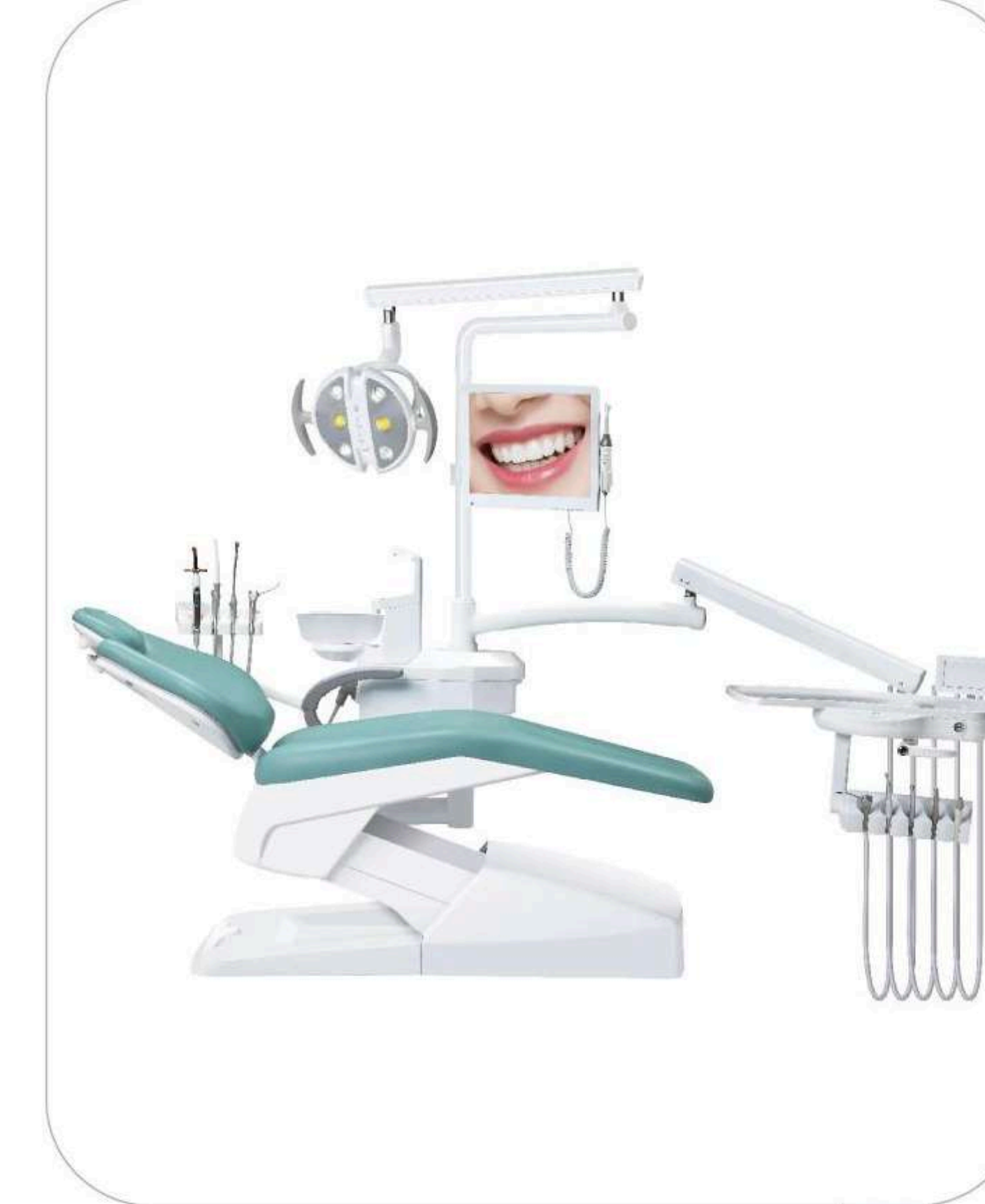
**MT-E5**

- Power supply voltage 110V 60HZ 220V 50HZ
- Air pressure > 0.55Mpa
- Water pressure of water source: 0.2Mpa-0.4Mpa
- The lowest position of the dental chair is 440mm
- The highest position of dental chair is 860mm
- The minimum angle of the backrest of the dental chair is 5°
- The maximum angle of the backrest of the dental chair is 85°
- The net weight of the dental chair is 340KG
- The widest dimension of the dental chair is 58cm
- The longest dimension of the dental chair is 190cm



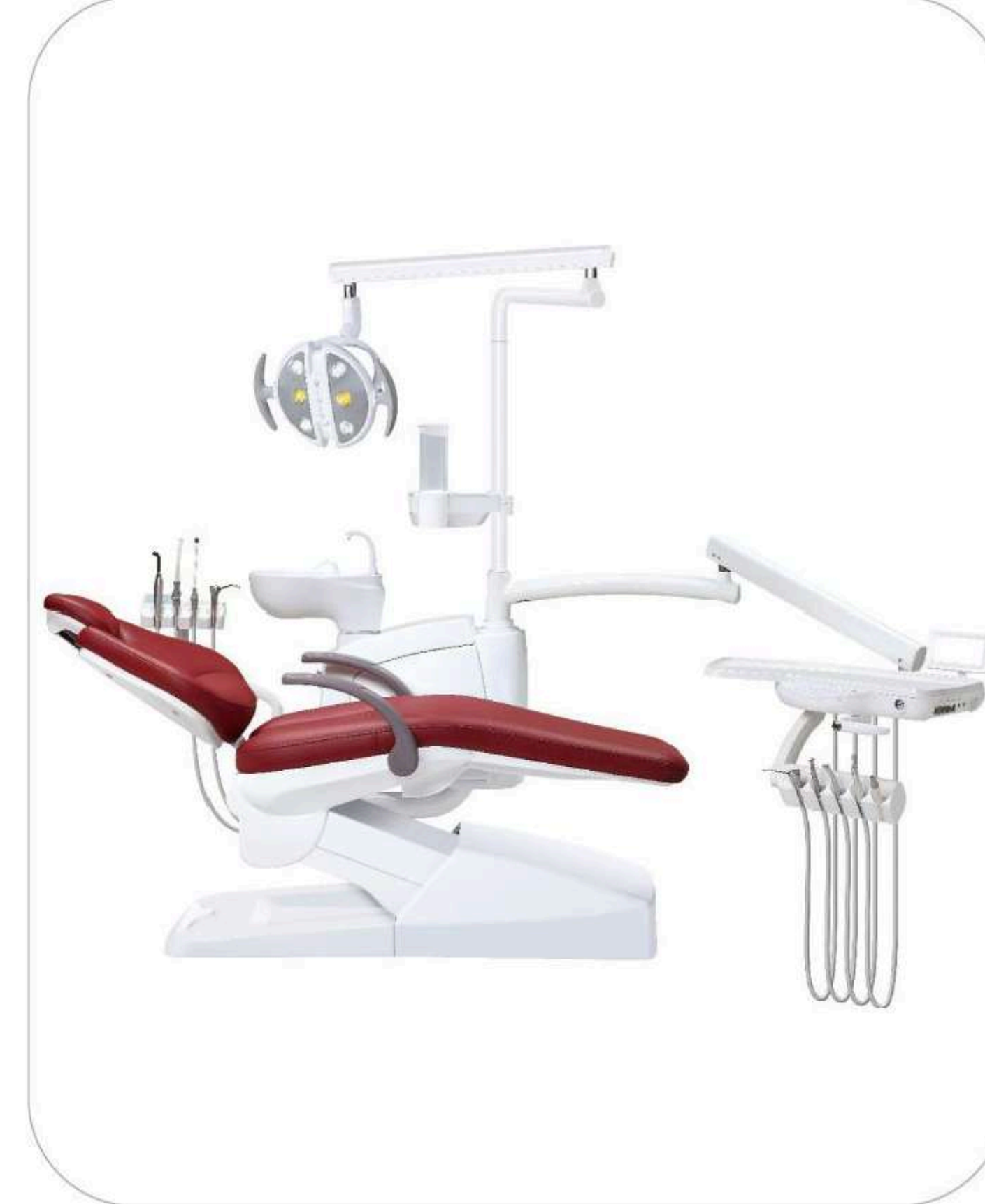
**MT-F6**

- Power supply voltage 110V 60HZ 220V 50HZ
- Air pressure > 0.55Mpa
- Water pressure of water source: 0.2Mpa-0.4Mpa
- The lowest position of the dental chair is 440mm
- The highest position of dental chair is 860mm
- The minimum angle of the backrest of the dental chair is 5°
- The maximum angle of the backrest of the dental chair is 85°
- The net weight of the dental chair is 340KG
- The widest dimension of the dental chair is 58cm
- The longest dimension of the dental chair is 190cm



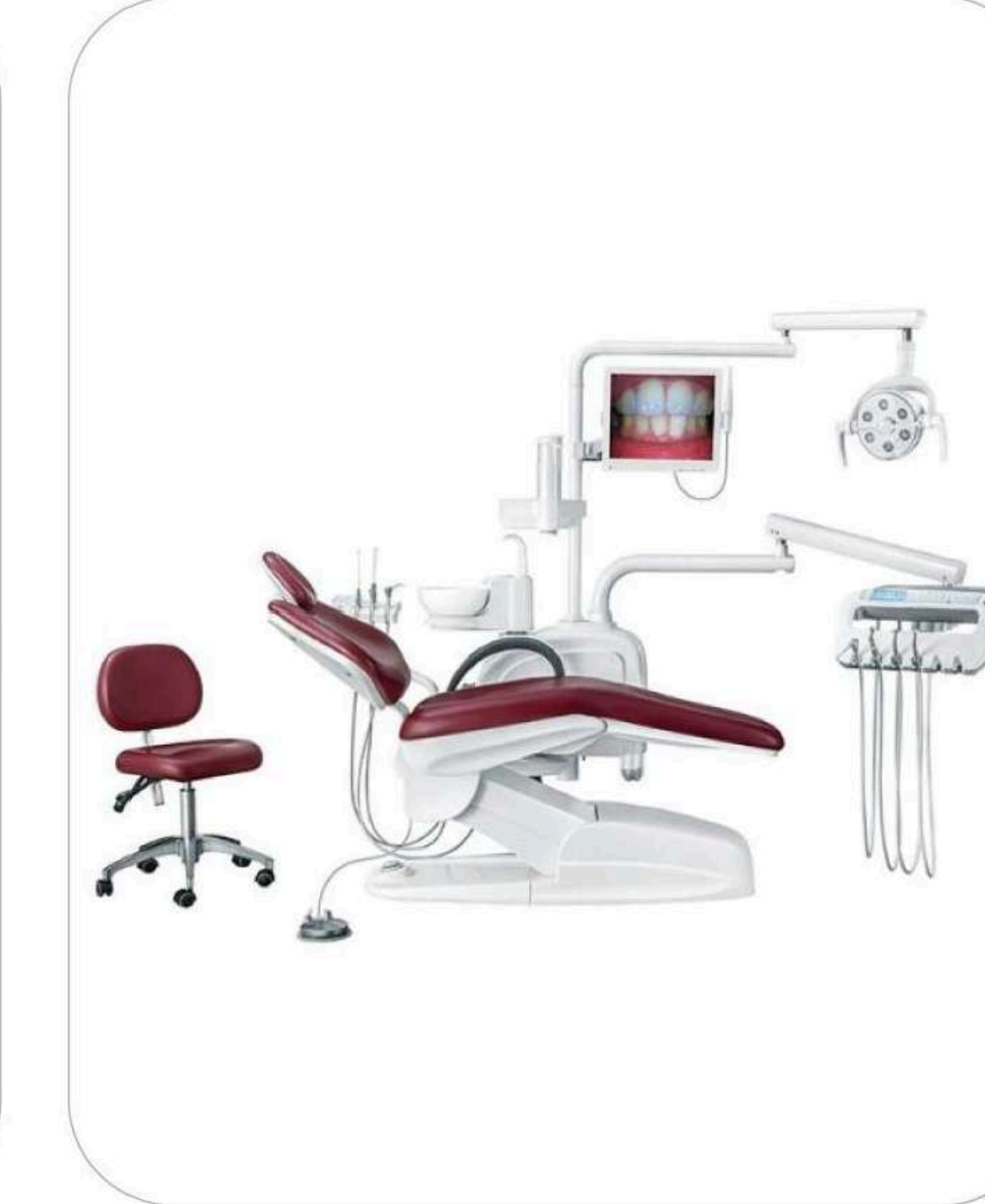
**MT3068B**

- Handpiece tube and three-purpose syringe (cold and warm water)
- Automatic constant temperature water supply three-way syringe mouthwash system
- Double water bottle system
- Strong/Weak absorbers of salivary
- Unplug the strong and weak suction filter cup
- Program control system
- Balance arm
- Rotary side box
- Multifunctional foot controller
- 24v low voltage safety led viewing light
- Double joint light arm
- Six-bead LED sensor light
- Detachable spittoon
- Low voltage silent dc motor



**MT6068-S1**

- Automatic constant temperature water supply three-way Syringe mouthwash system
- Instrument tray constant temperature water supply system handpiece tube and three-purpose Syringe
- Water-air integrate one button switch
- water bottle system
- Strong/Weak absorbers of salivary
- Unplug the strong and weak suction filter cup
- Program control system
- Luxurious hand-stitched microfiber leather cushion
- Balance arm with two-way air lock device
- Adjustable deluxe lamp arm
- Deluxe multi-function pedal operating system

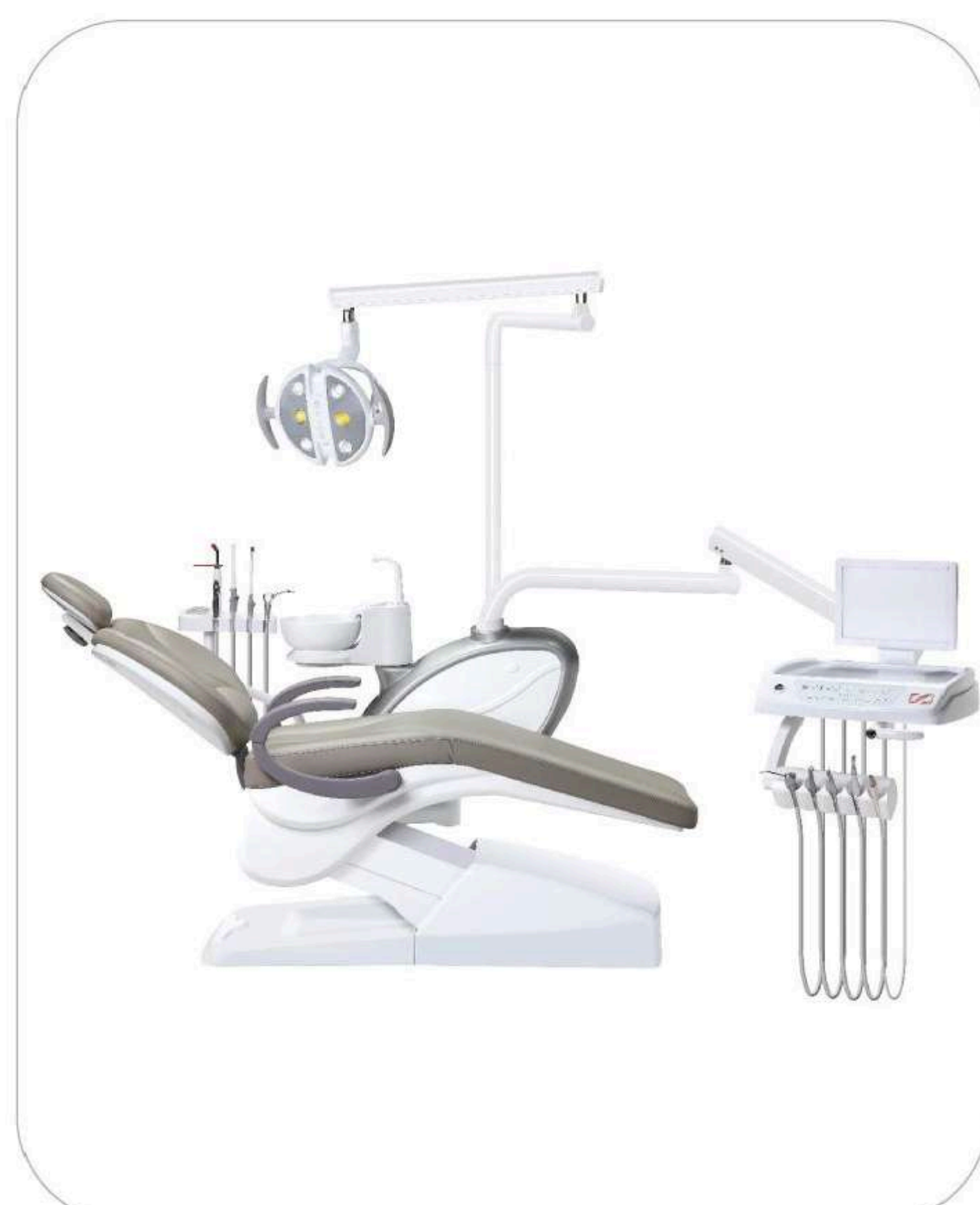


**MT6068**

- Input Voltage: 220V 50Hz
- The input Power (Rated Power) : 400 va
- Air Pressure, Air Pressure) : 0.55-0.80 MPa
- Water Pressure (Water Pressure) : 0.2-0.6 MPa
- Output: ≥55L/min (water negative pressure /water vacuum)
- ≥120L/min (air vacuum /air vacuum)

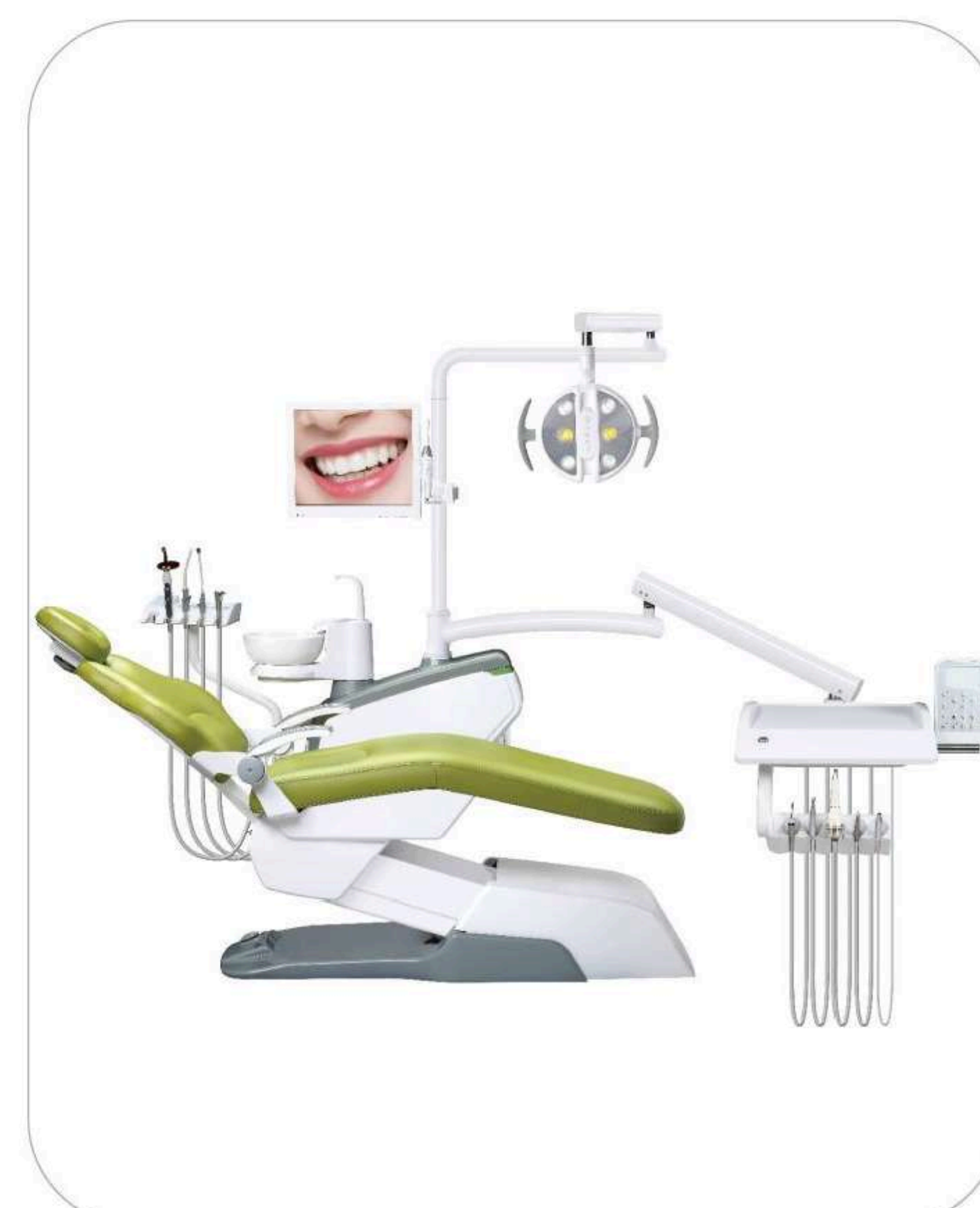






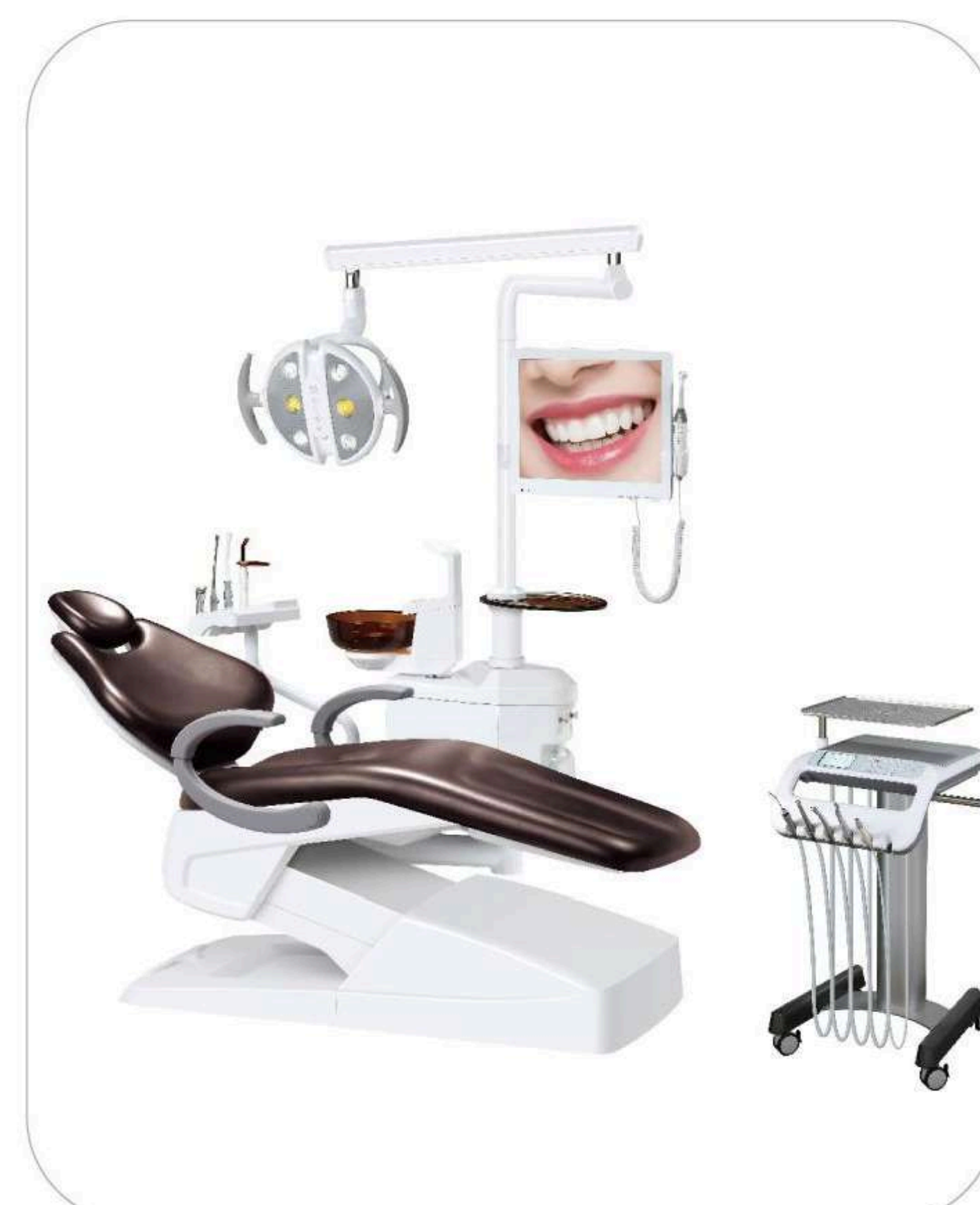
**MT6068A** CE

- Handpiece tube and three-purpose syringe (cold and warm water)
- Automatic constant temperature water supply three-way syringe mouthwash system
- Double water bottle system
- Strong/Weak absorbers of salivary
- Unplug the strong and weak suction filter cup
- Program control system
- Balance
- Rotary side box
- Multifunctional foot controller
- 24v low voltage safety led viewing light



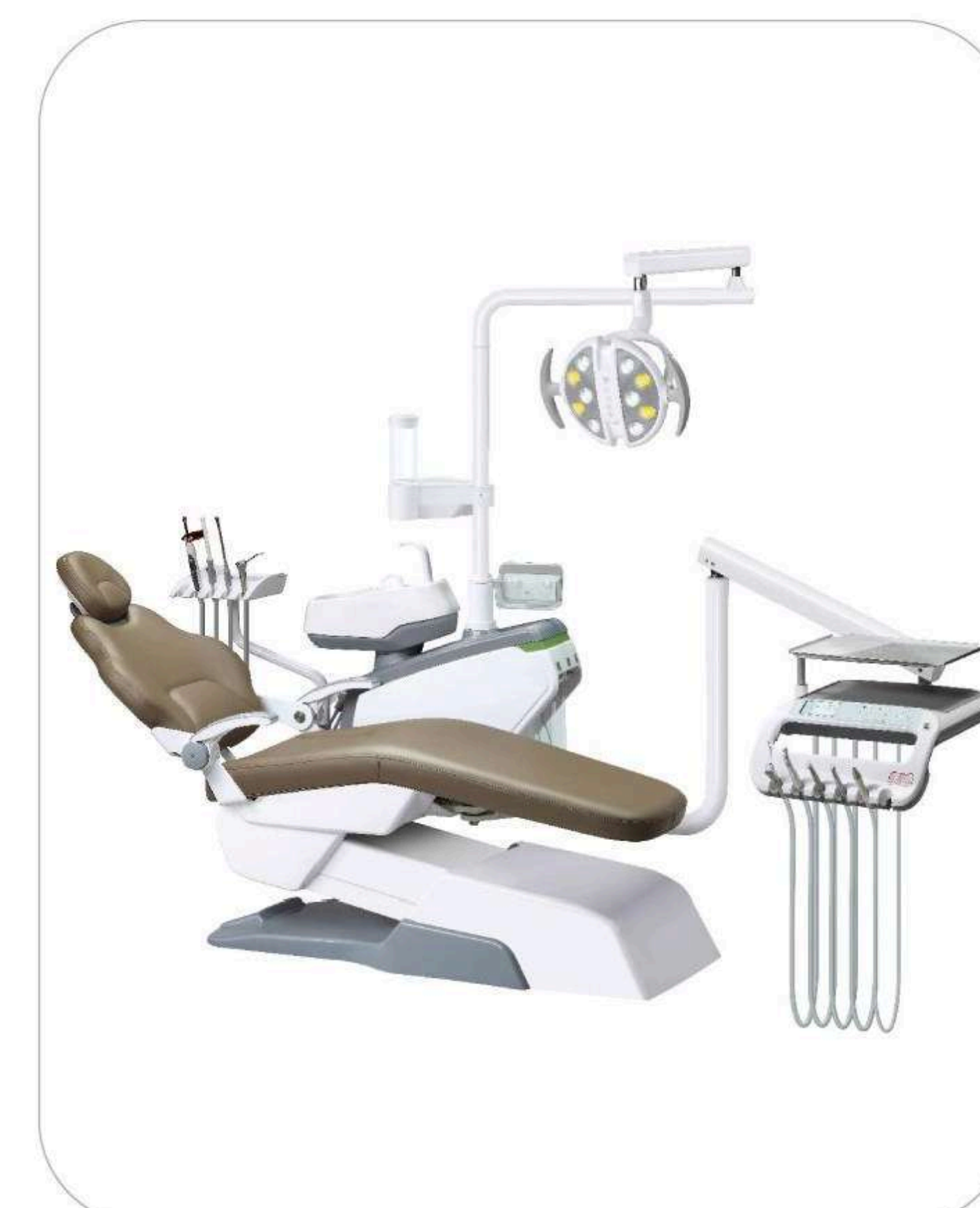
**MT6068B** CE

- Stable treatment chair: the bearing capacity of the chair frame is greater than 135KG
- Back of a chair with 2.5 mm a integrated quality.Cold rolled steel plate + electrostatic spraying process
- High surface finish, easy to clean and disinfect
- Strong stability and rigidity, able to adapt to the height of different patients
- Backrest anti-collision switch, touch the switch automatically lift
- Integral laser processing, bending, forming, upper and lower parallel frames



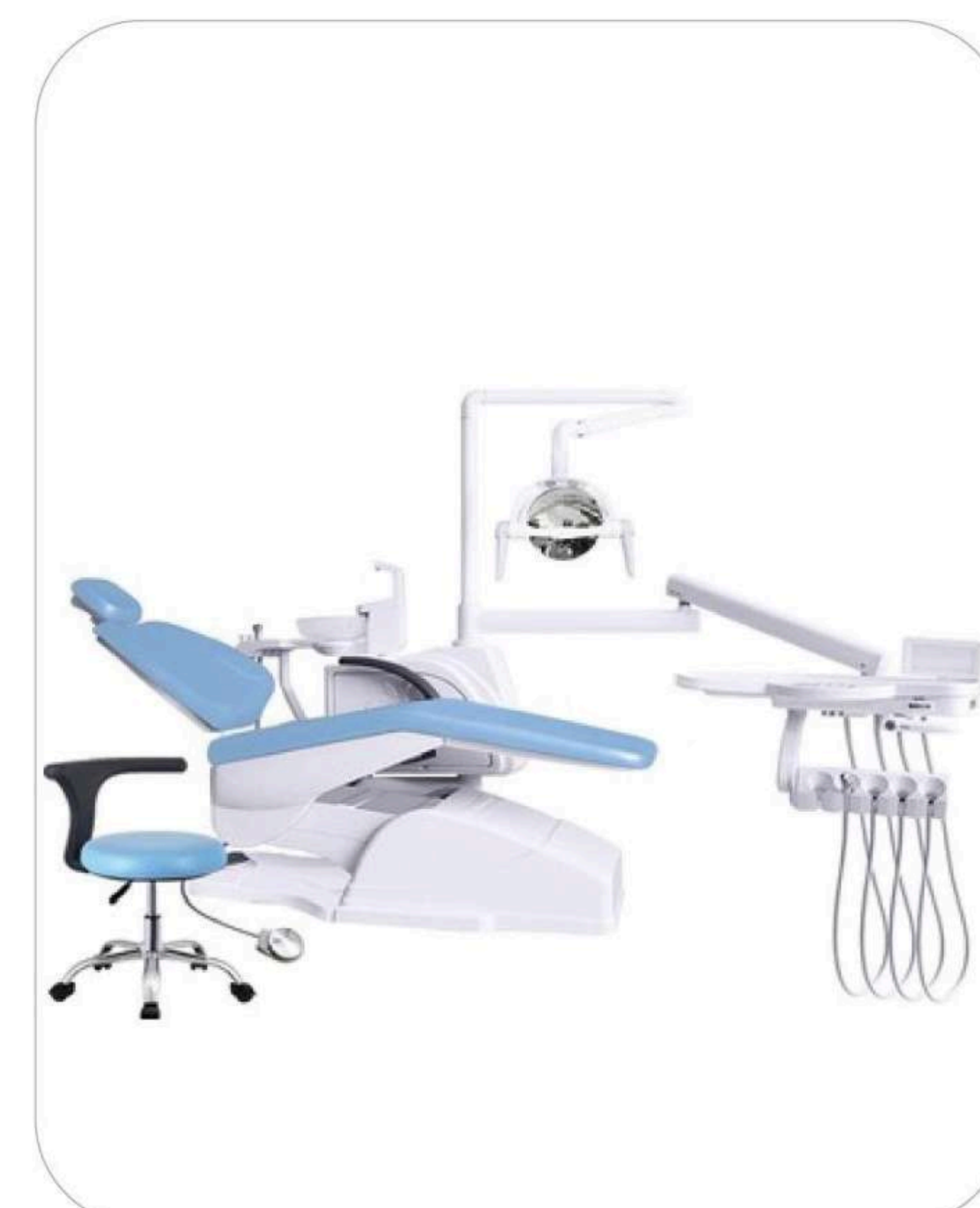
**MT7068** CE

- Air control water integratod swith
- Double-layer instrument tray (three four.hole mabile phone tubes and three-purpose syringe cold water)
- Su-hole bottom-hanging touch button dsplay, showing ar pressure operation and switching light sheet ight, camyng 3.5k6, eguipped wth silicone cuson
- Two high and one low are three independent water and ar control systems, which do not interfere with each ather, One line falure will not affect the use of other mabile phones
- Three-mode six-bead LED sensor light



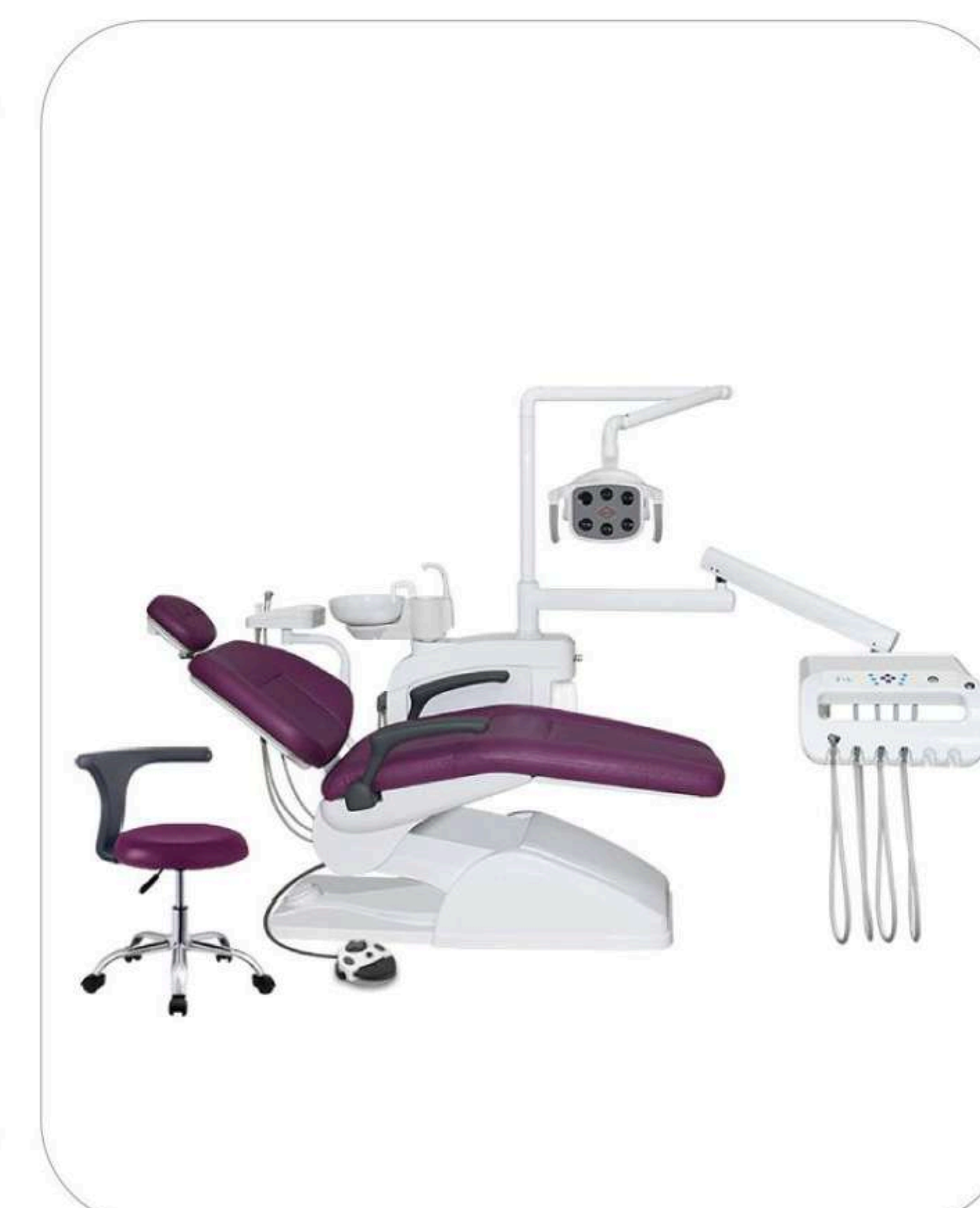
**MT8068** CE

- Automatic Constant Temperature Water Supply
- Three-way syringe Mouthwash System
- Double Water Bottle System
- Strong/weak Absorbers Of Salivary
- Unplug The Strong And Weak Suction Filter Cup
- Balance Arm With Two-way Air Lock Device
- Adjustable Deluxe Lamp Arm
- Luxury Multifunctional Pedal
- Deluxe Double Articulation Headrest Frame
- Six-bead Led Sensor Light
- Unique Rotating Chassis
- Integrated L-shaped instrument Arm



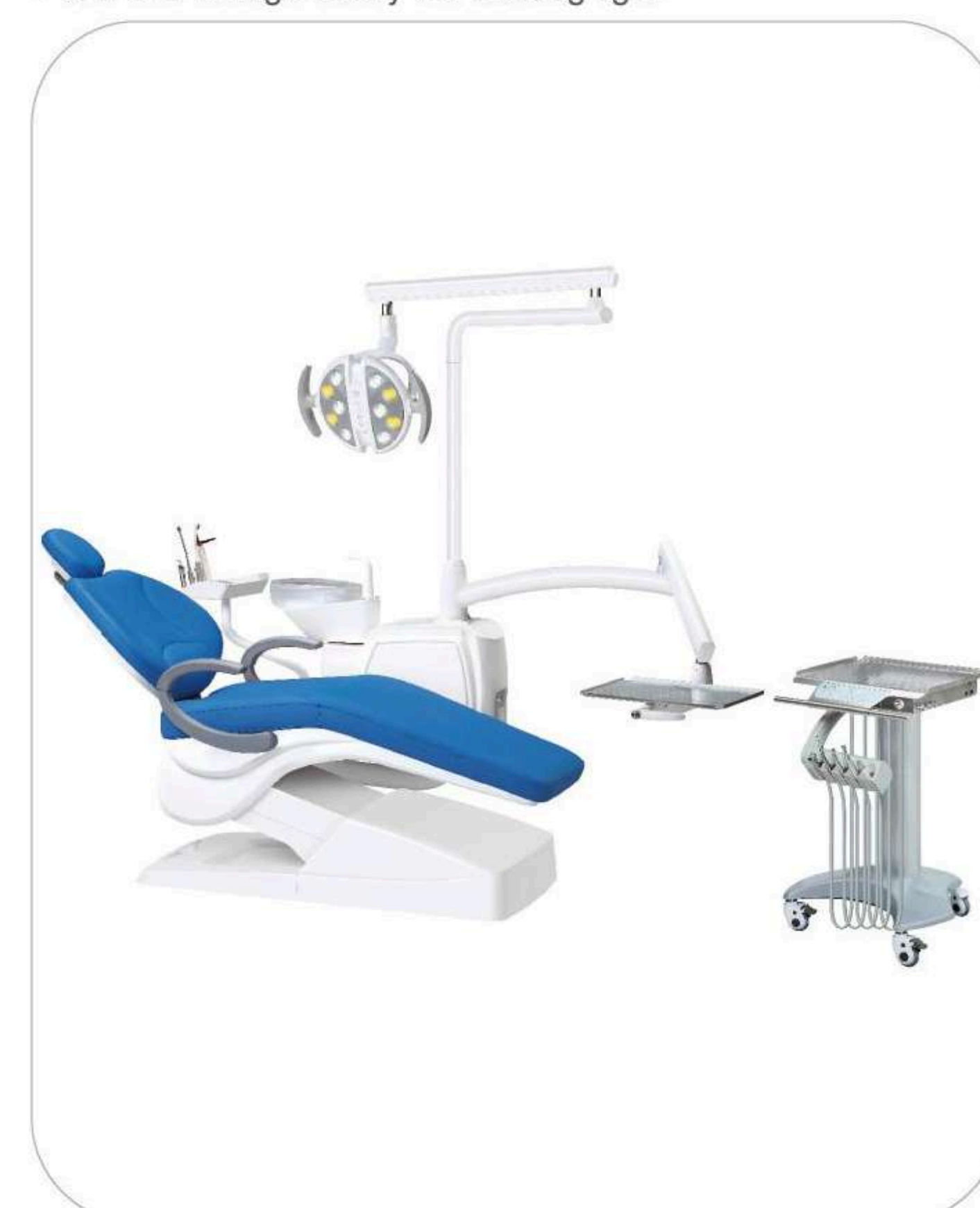
**MT-668B** CE

- Hot water system (for spittoon water supply and triple gun)
- Spittoon water supply system (water supply can be preset)
- Silent electric dental chair (single arm)
- Main control tool disc (main control system), with lower hanging valve
- rotatable ceramic spittoon
- Strong suction, weak suction
- Adjustable oral light (strong and weak light, two levels of brightness adjustment)
- Adjustable dental chair pillow



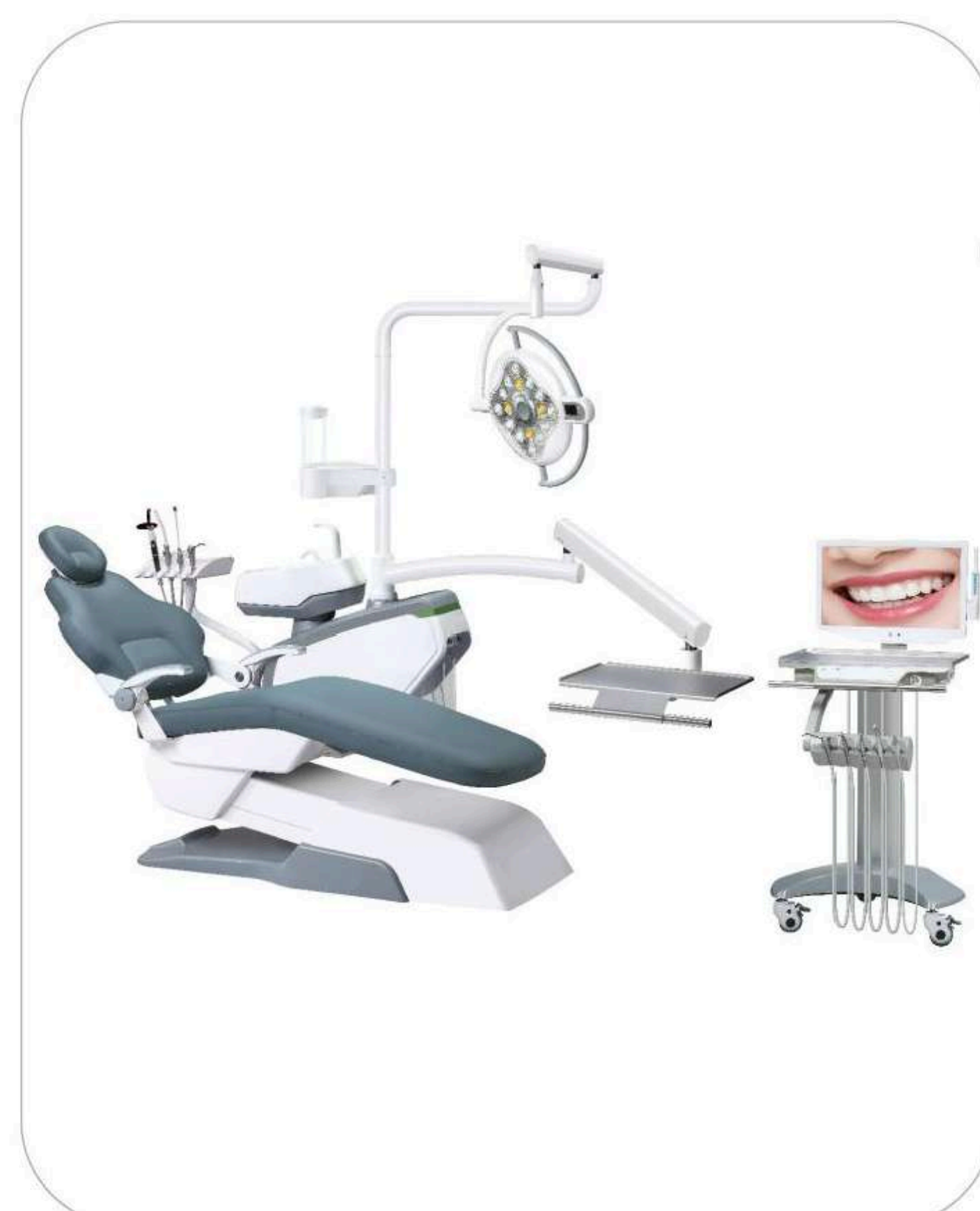
**MT-930** CE

- Supply voltage: 220V 50HZ
- Motor voltage: 24V
- Water pressure: 0.2mpa-0.4mpa
- Air source pressure: 0.6 mpa to 0.8 mpa Automatic control system for mouthwash quantitative water supply
- 24V silent DC electric chair
- Cold, hot three guns
- Strong and weak salivary suction systems
- External mobile phone water purification system
- Instrument disc of air brake device
- 24V safe voltage viewbox
- The luxurious spittoon rotates the spittoon



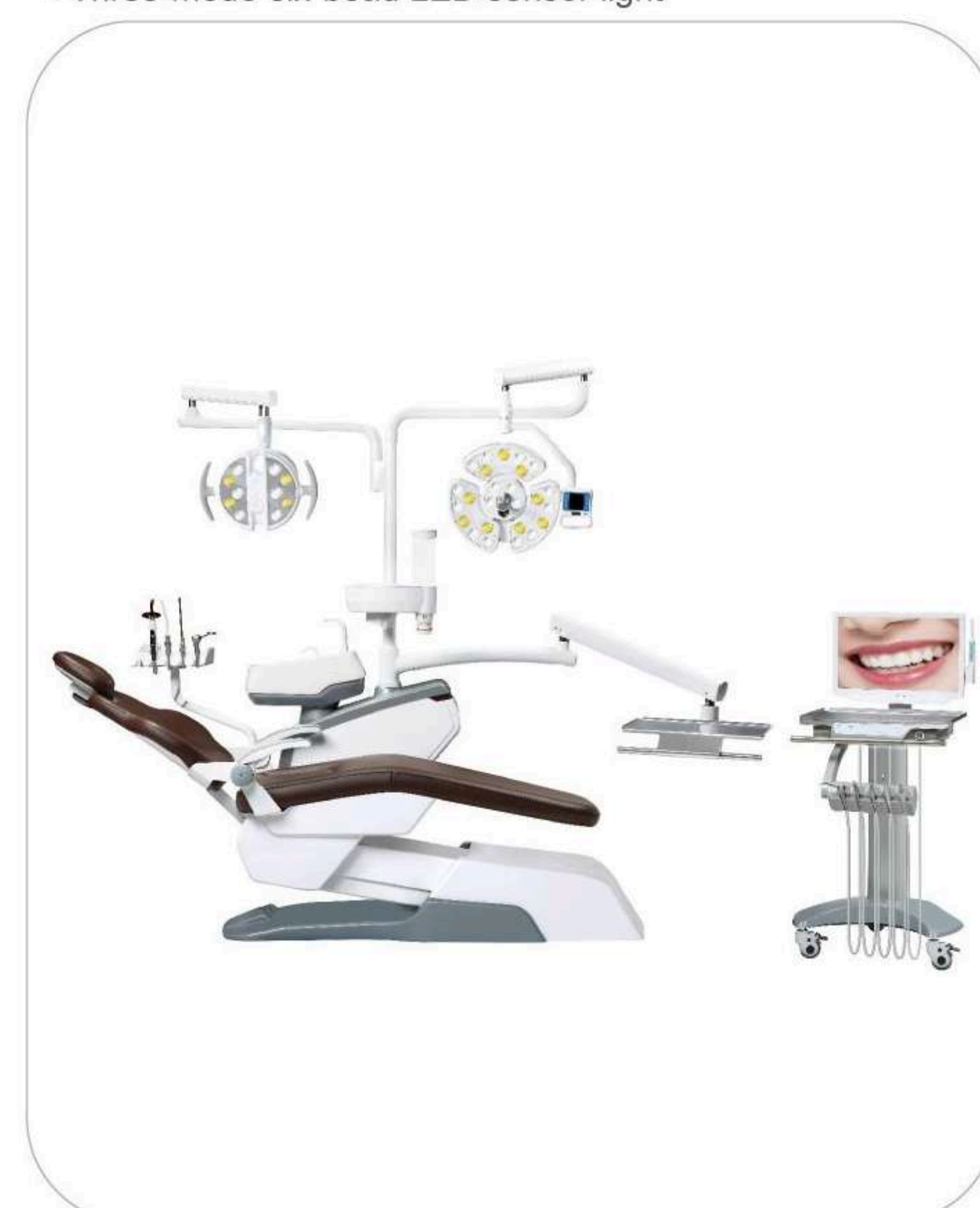
**MT7068A** CE

- luxury ceramic spittoon
- Strong/Weak absorber of salivary
- Three-mode 10-bead Led Sensor Light
- White light mode: adjustable color temoerature, stepless adjustment of illumination inducton, to meet the operating habits of different doctors
- Light curing mode: switchable yellow light inductively, preventing resin from cunnng too fast,more operaton tme
- Hybrid mode: softer light, effectively protecting the eyes of patients and doctors.



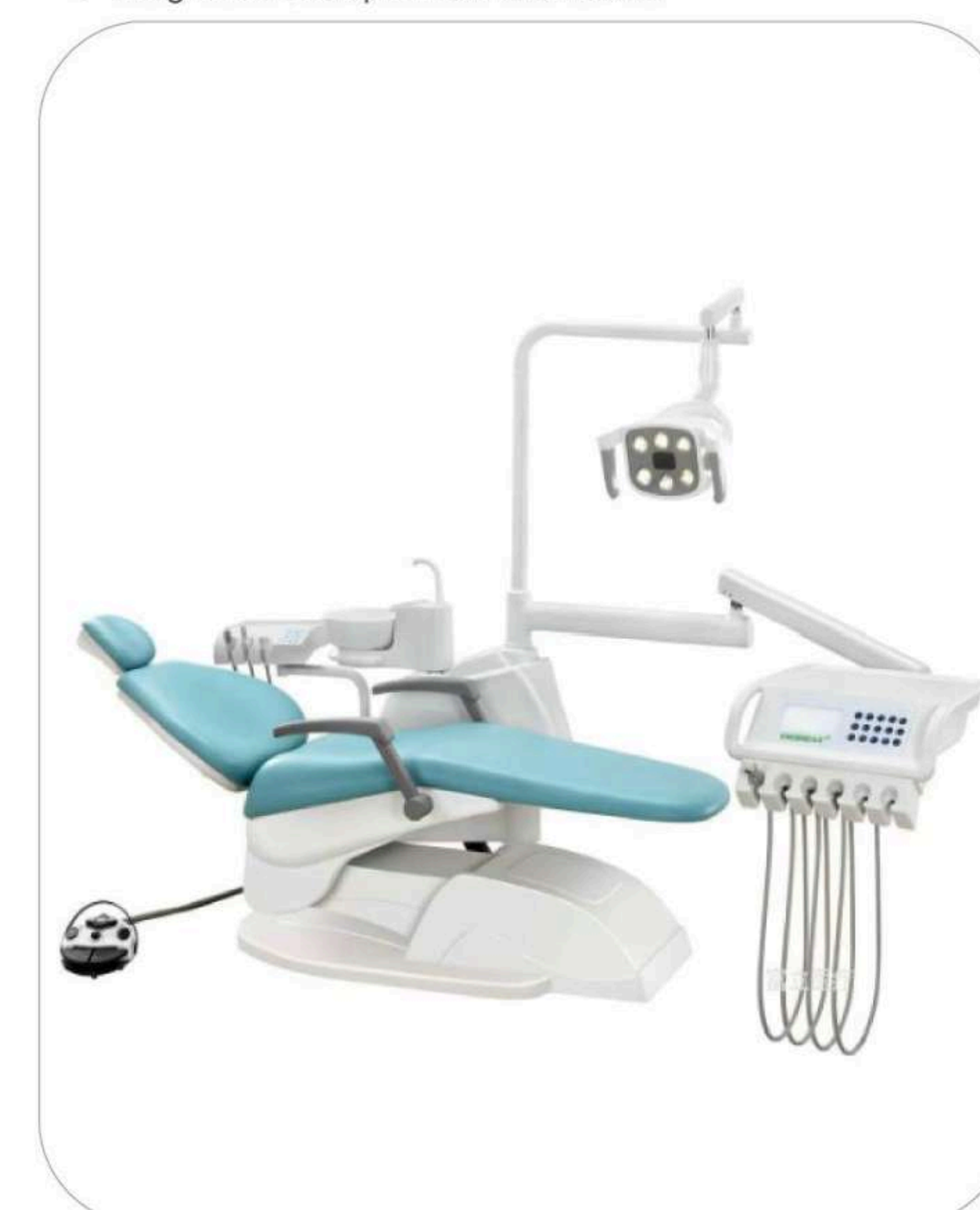
**MT7068B** CE

- Balance Am With Two-way Air Lock Device
- Adjustable Deluxe Lamp Arm
- Luxury Multifunctional Pedal
- Deluxe Double Articulation Headrest Frame
- 26-hole Operating Light And Ten-bead Led Sensor Light
- Blue Diamond Water Disinfection System
- Direct supply of tap water/purified water, economical and errorrentally inriendly zero chemice, addtion, zero chemical residue
- Direct installation to achieve all-round disinfection



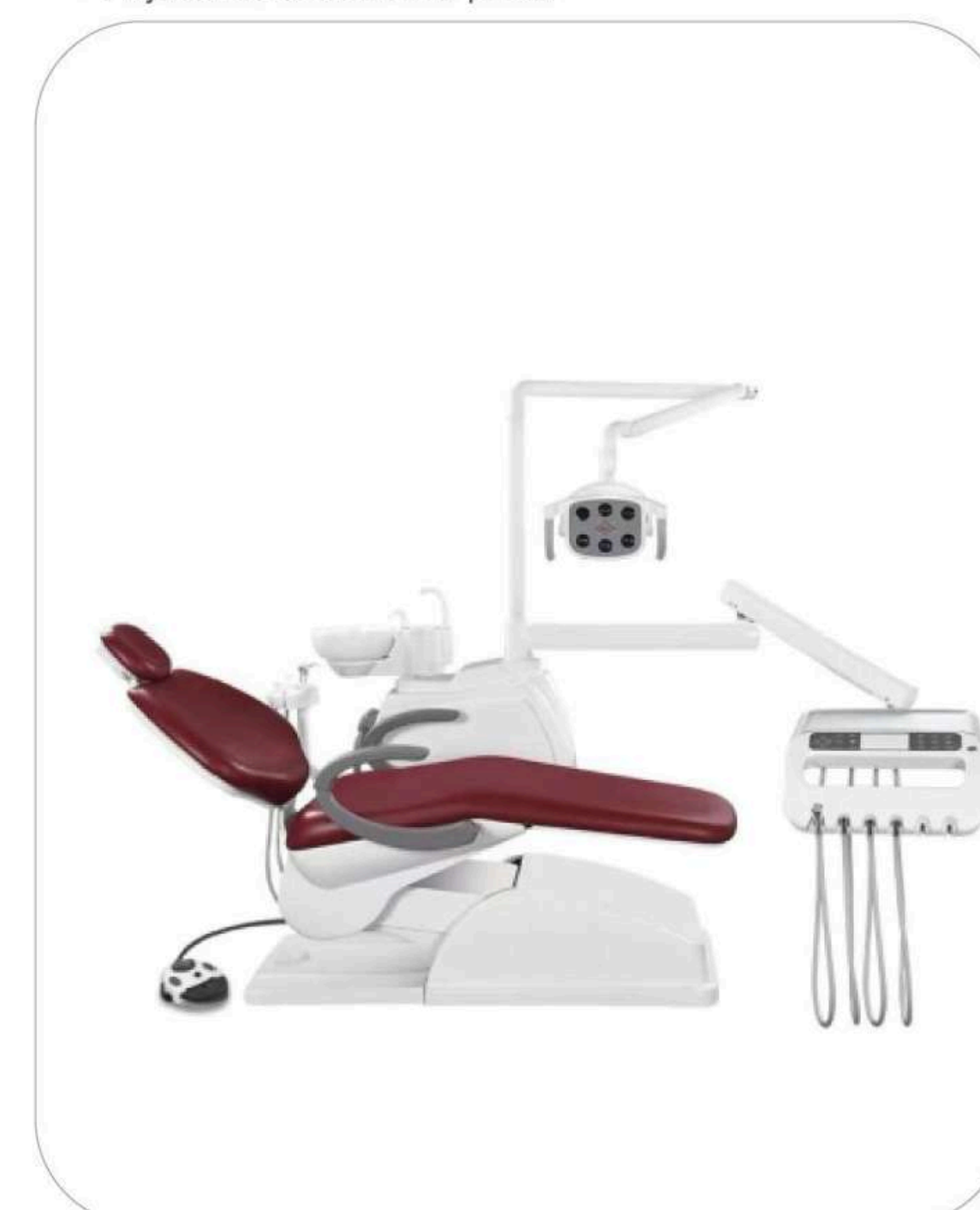
**MT7068C** CE

- Lift Trolley
- Automatic Constant Temperature Water
- Supply Three-way Syringe Mouthwash System
- Water-air Integrate One Button Swich
- Double Water Bottle System
- Weak Absorbers Of Salivary
- Unplug The Strong And Weak Suction Filter Cup
- Three Sets Memory Program Control Systemn
- Luxurio,s Hand-stitched Microfiber Leather Cushion
- Balance Arm With Two-way Air Lock Device
- Adjustable Deluxe Lamp Arm
- Luxury Multifunctional Pedal
- Deluxe Double Articulation Headrest Frame
- 26-hole Operating Light And Ten-bead Led Sansor Light



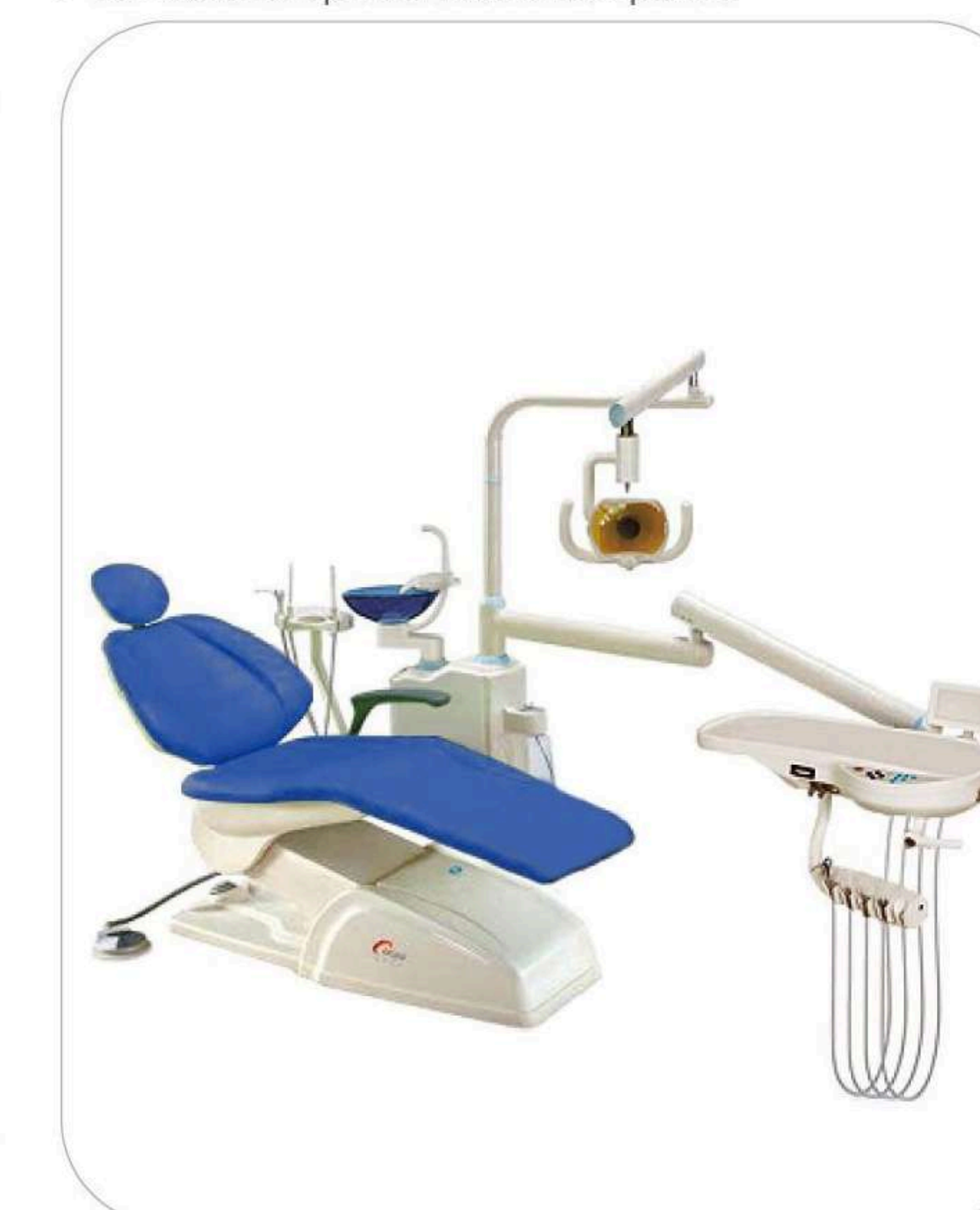
**MT-A600** CE

- The computer-controlled electric chair;
- The adjustable armrest, adjustable headrest;
- Multifunctional pedal controller;
- Can rotate spit spittoon, and can be pulled and cleaned;
- Adjustable intensity salivary absorption system, oral light LED6 strain;
- The two three spray gun, 3.4 hole cell phone;
- Touch instrument disc, 3 groups of memory chair position;
- Standard PU leather, standard doctor chair 1;
- Domestic water pipe, domestic solenoid valve.



**M T-301** CE

- LED sensing mouth light
- Rotatable ceramic spittoon
- Taiwan Timotion silent motor



**MT-80** CE

- Automatic thermostatic mouthwash supply system
- Porcelain spittoon
- Three-use spray gun (cold, hot)
- Strong and weak saliva absorber
- LED viewing light
- Halogen oral lamp
- Auxiliary control device
- Mobile phone water purification system
- Foot pedal switch
- Stitching cotton leather pad

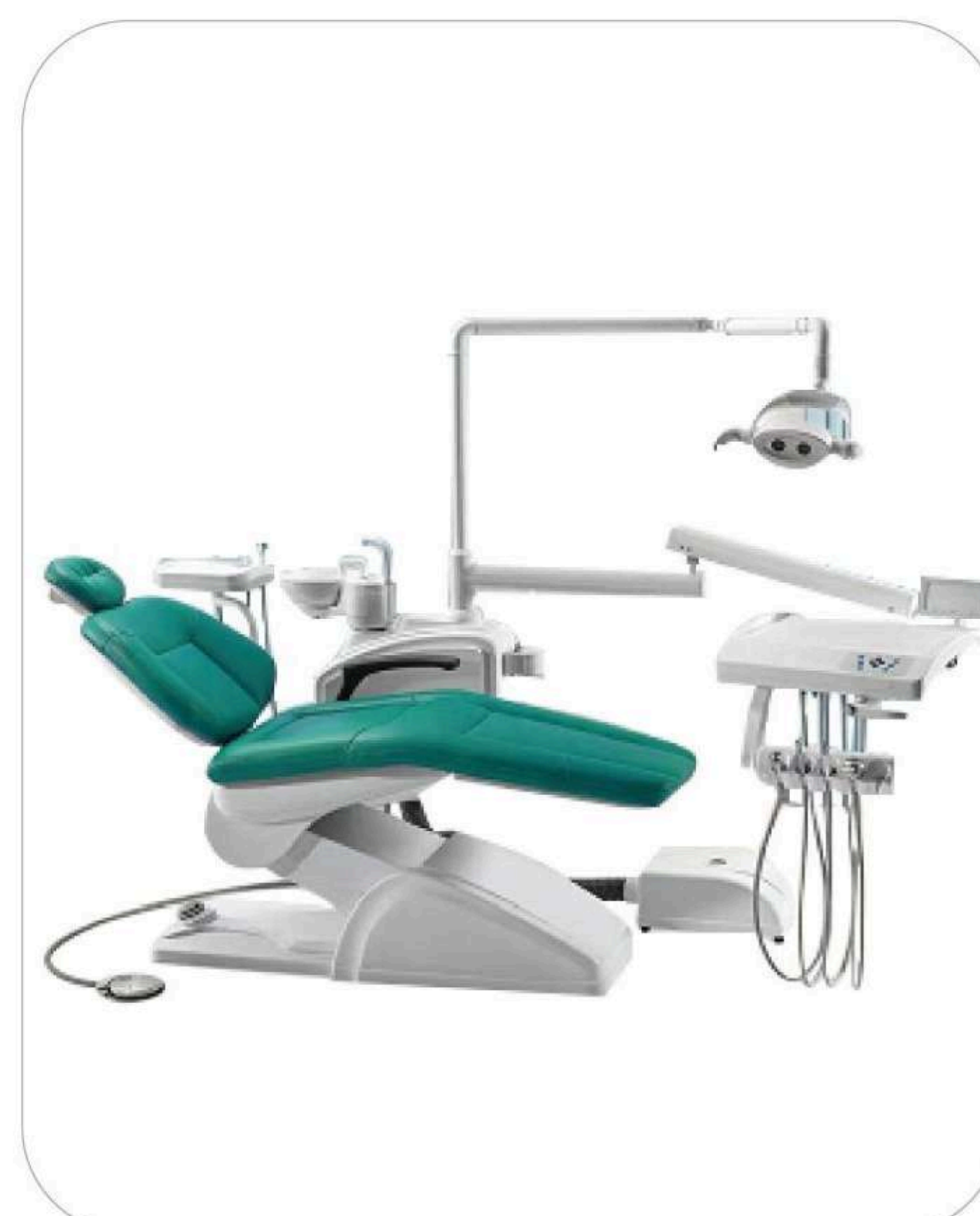






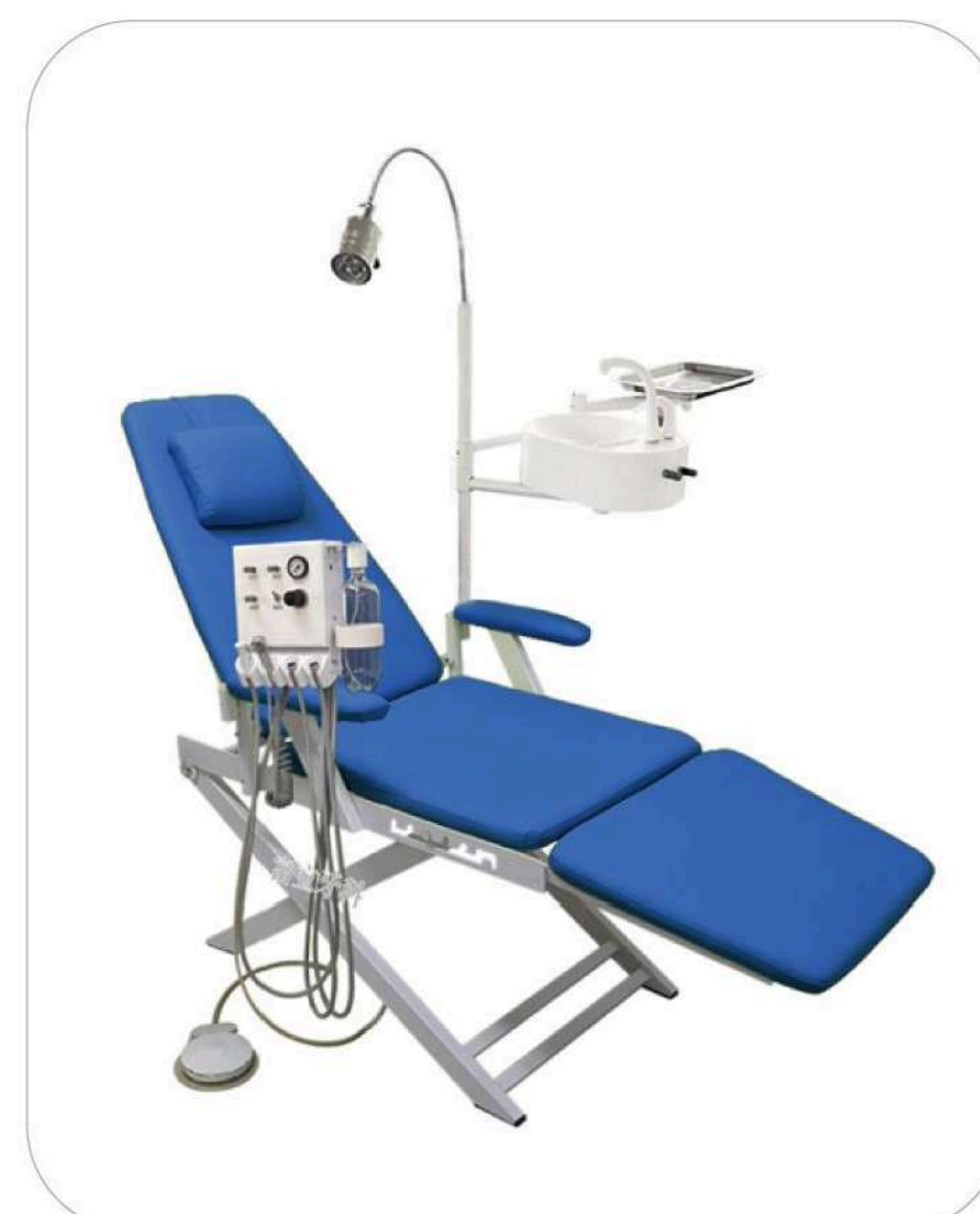
**MT-208A**

- Automatic thermostatic mouthwash supply system
- Porcelain spittoon
- Three-use spray gun (cold, hot)
- Strong and weak saliva absorber
- LED viewing light
- Halogen oral lamp
- Auxiliary control device
- Mobile phone water purification system
- Foot pedal switch
- Stitching cotton leather pad



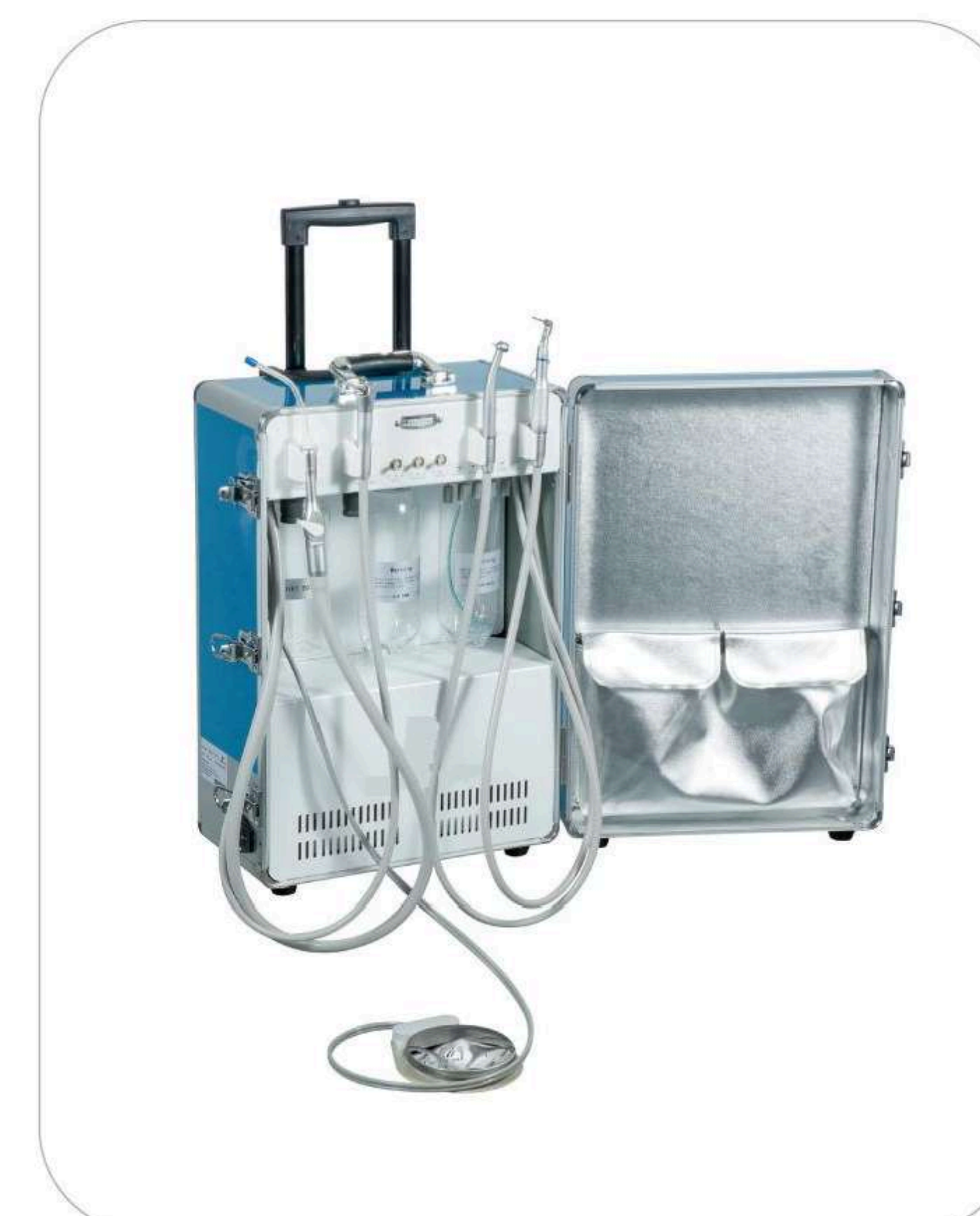
**MT-208B**

- Supply voltage: 220V 50HZ
- Motor voltage: 24V
- Water pressure: 0.2mpa-0.4mpa
- Air source pressure: 0.6 mpa to 0.8 mpa Automatic control system for mouthwash quantitative water supply
- 24V silent DC electric chair
- Cold, hot three guns
- LED sensing lamp
- Strong and weak salivary suction systems
- External mobile phone water purification system
- Instrument disc of air brake device



**MT-Z104**

- Configuration:
- Deck chair
- Spittoon
- The lamp
- The tray
- Exo turbine
- The weak absorption
- Three guns
- Mobile phone pipe 2
- One net bottles
- Being a
- Parameters



**MT-204**

- Volt./Hz:110-240 50/60
- ePower:600W
- Air Flow:118L/min
- Noise:48db
- Working Pressure:5-7bar
- N.W.(KG): 28
- Dimensions(mm): 430\*320\*630
- Specification:
- With 1pc 3-way syringe
- With 2pcs handpiece tubing (2-hole/4-hole)
- WWith saliva ejector



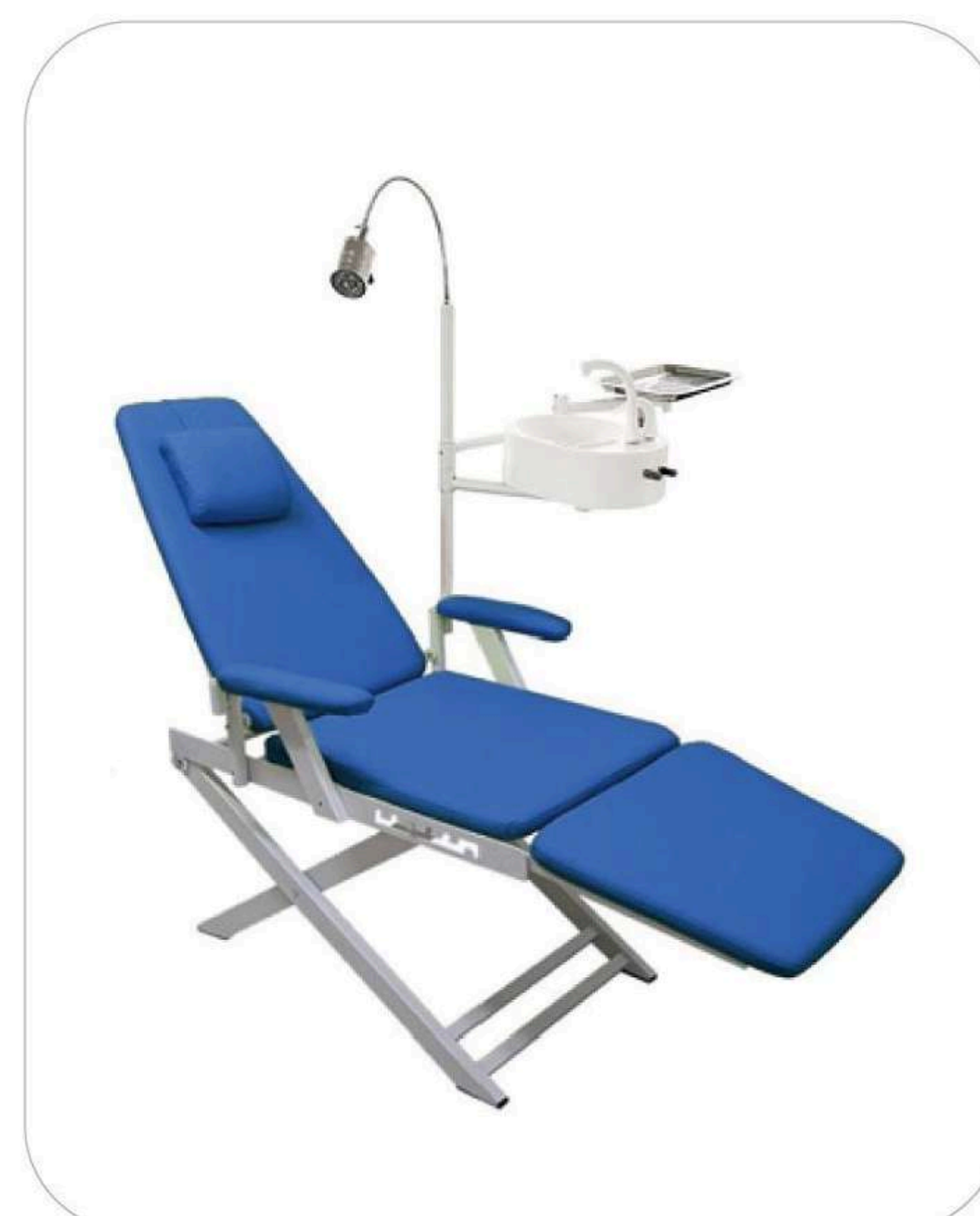
**MT-204S**

- Volt./Hz:110-240 50/60
- Power:600W
- Air Flow:118L/min
- Noise:48db
- Working Pressure:5-7bar
- N.W.(KG): 28
- Dimensions(mm): 430\*320\*630
- Specification:
- With 1pc 3-way syringe
- With 2pcs handpiece tubing (2-hole/4-hole)
- With saliva ejector



**MT-206S**

- Volt./Hz:110-240 50/60
- Power:600W
- Air Flow:118L/min
- Noise:48db
- Working Pressure:5-7bar
- N.W.(KG): 34.4
- Dimensions(mm):430\*320\*630
- Specification:
- With 1pc 3-way syringe
- With 2pcs handpiece tubing (2-hole/4-hole)
- With saliva ejector
- With LED curing light



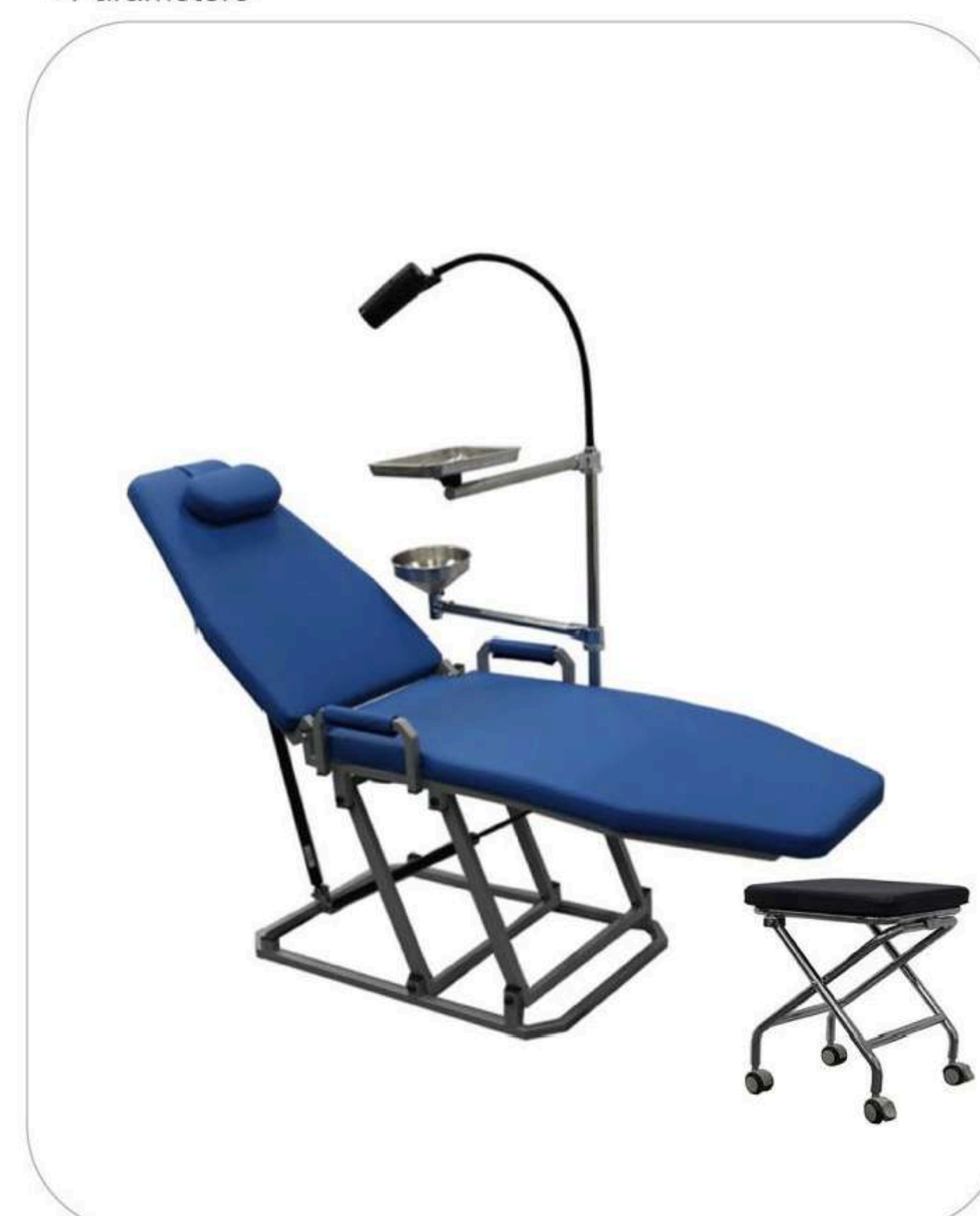
**MT-Z103**

- Configuration:
- Deck chair
- lamp tray
- spittoon
- hanging type turbine
- Parameters
- Packing size: 99\* 67 \* 35 CM
- Weight: 32 kg



**MT-P101**

- Unfolded size : 1640\*550\*600mm
- Size including instrument tray : 1640\*600\* (600-1000mm), height of instrument tray is adjustable
- Chair backrest angle: 100°-180°adjustable (controllable hydraulic lever)
- Chair frame leg angle 145°-180°adjustable (coordinated with the backrest linkage)
- Folding size: 600mm\*450mm\*800mm
- Max. height with tie rod : 600mm\*450mm\*1100mm
- Max. affordable weight: 200kg
- Packing size: 890mm\*630mm\*410mm



**MT-P109**

- Unfolded size :1720\*500\*600mm
- Size including instrument tray :1720\*550\* (600-1000mm), height of instrument tray is adjustable
- Chair backrest angle: 100°-180°adjustable (controllable hydraulic lever)
- Chair frame leg angle: 5°
- Cushion height :180-530mm (adjustable)
- Folding size: 1030mm\*550mm\*270mm
- Packing size: 1060mm\*580mm\*290mm (estimated)
- Net weight: 21kg
- Gross weight :24kg (estimated)
- Cover material :PU



**MT-208**

- Volt./Hz:110-240 50/60
- Power:600W
- Air Flow:118L/min
- Noise:48db
- Working Pressure:5-7bar



**MT-209**

- Volt./Hz:110-240 50/60
- Power:600W
- Air Flow:118L/min
- Noise:42db
- Working Pressure:5-7bar
- N.W.(KG): 35
- Dimensions(mm):440\*350\*720
- Specification:
- With 1pc 3-way syringe
- With 2pcs handpiece tubing (2-hole/4-hole)
- With saliva ejector
- With LED curing light
- With ultrasonic scaler (detachble handpiece, 5pcs tips as free)



**MT-211**

- Volt./Hz:110-240 50/60
- Power:600W
- Air Flow:118L/min
- Noise:42db
- Working Pressure:0-8bar
- N.W.(KG): 66
- Dimensions(mm):670\*570\*850
- Specification:
- With 1pc 3-way syringe
- With 2pcs handpiece tubing (2-hole/4-hole)
- WWith saliva ejector
- WWith saliva ejector
- Self-contained air compressor (silent, oi free, 600W, stainless steel tank, 4L), clean water supply (600ml), drainage system (1000ml), foot control, etc.







**MT-212** CE

- With 1pc 3-way syringe;
- With 2pcs handpiece tubing (2-hole/4-hole);
- With saliva ejector;
- With LED curing light;
- With ultrasonic scaler (detachble handpiece, 5pcs tips as free);
- Self-contained air compressor (silent, oil free, 600W, stainless steel tank, 4L), clean water supply (600ml), drainage system (1000ml), foot control, etc.



**MT-301** CE

- Volt./Hz:110-240 50/60
- Power:50W
- Noise:0db
- Working Pressure:0-8bar
- N.W.(KG): 13
- Dimensions(mm):610\*550\*830
- Specification:
  - With 1pc 3-way syringe
  - With 2pcs handpiece tubing (2-hole/4-hole)
  - With saliva ejector
  - Clean water supply (600ml), drainage system (1000ml), foot control, etc



**MT-304** CE

- One set with three guns;
- Two sets of mobile phone tubes (2 holes /4 holes optional);
- One set with saliva suction;
- Water supply system, sets the dirt bottle, pedal, etc. (including compressor)



**MT-105** CE

- Power supply: AC 220V 50Hz
- Power: 550 w
- Air source: air pressure 0.35MPa
- High-speed mobile phone: no-load speed  $\geq 300000$  r/min (four holes)
- The working pressure was 0.26MPa
- Low speed mobile phone: no load speed 20000 r/min (four holes)
- Can be positive and reverse, with straight machine, bending machine
- Three guns: water spray, jet, spray



**MT-115** CE

- Power (W) : 600
- Air tank volume (l) : 32
- The nominal volume flow rate (L/min) : 70
- Noise (dB) : 55-62
- Speed (Min) : 1380
- Carton gross weight (Kg) : 30
- Carton size (CM) : L 45 W 45 H 65



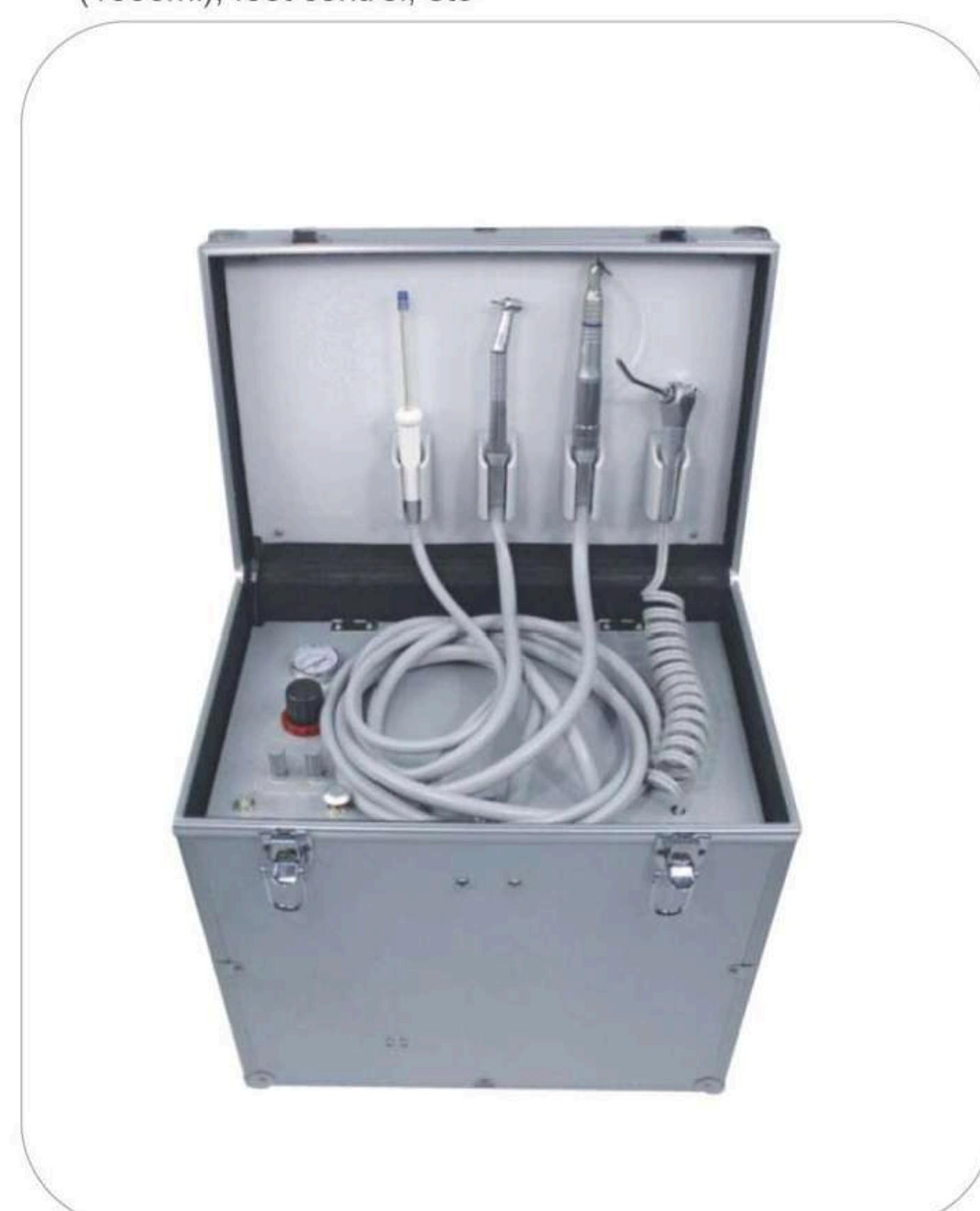
**MT-501** CE

- Power supply: AC 220V 50Hz
- Power: 550W
- Air source: air pressure 0.35MPa
- High-speed mobile phone: no-load speed  $\geq 300000$  r/min (four holes)
- The working pressure was 0.26MPa
- Low speed mobile phone: no load speed 20000 r/min (four holes)
- Can be positive and reverse, with straight machine, bending machine
- Three guns: can spray water, jet, spray
- Gross weight: 61KG



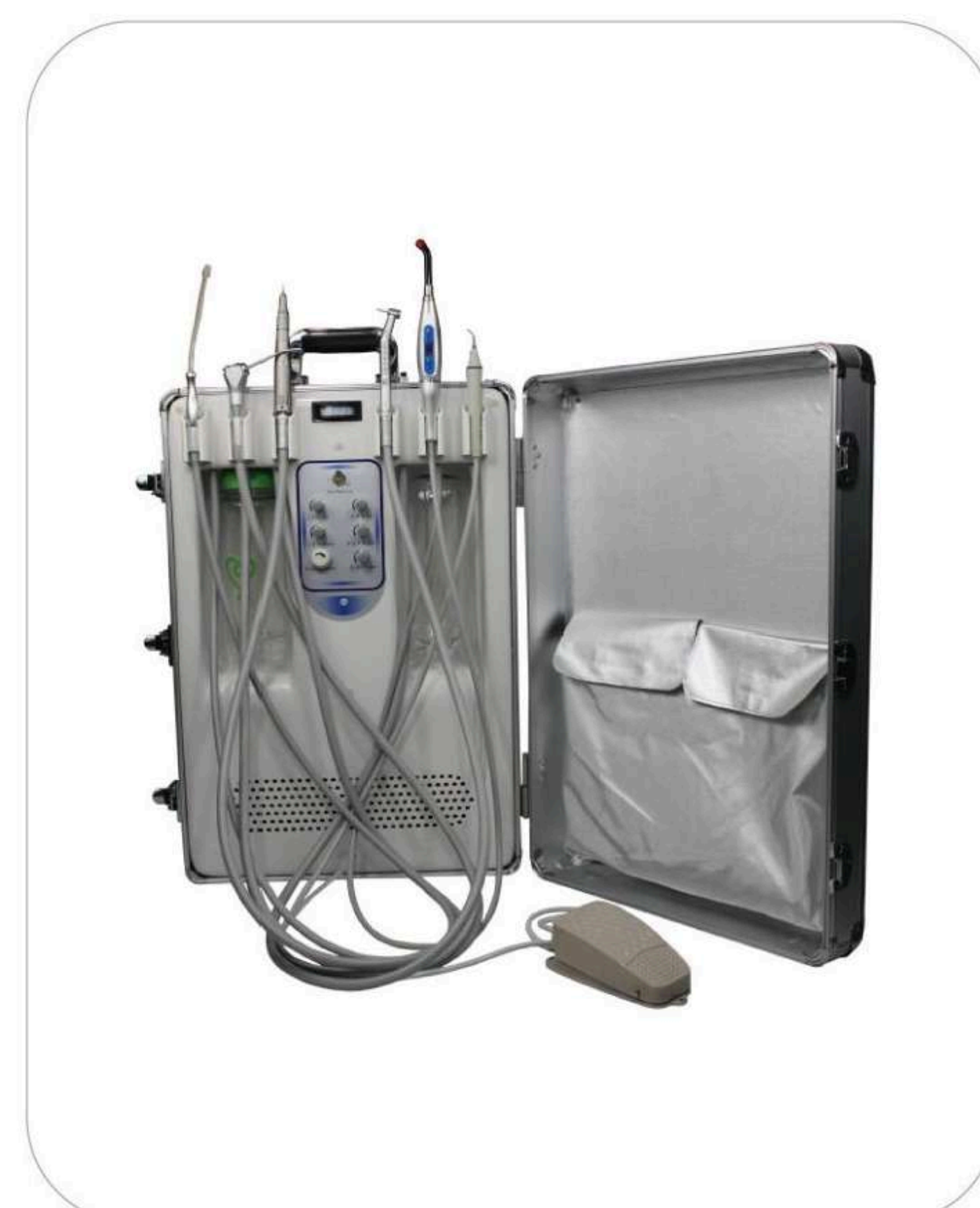
**MT-300** CE

- Volt./Hz:110-240 50/60
- Power:600W
- Air Flow:118L/min
- Noise:50db
- Working Pressure:8bar
- N.W.(KG):18
- Dimensions(mm):450\*280\*310
- Specification:
  - Portable air compressor as option to mobile dental cart (silent, oil free, with 1L stainless steel tank)



**MT-PD-402** CE

- Four configurations
- Control the air pressure or water
- Strong and portable draw-bar
- Voltage:220V/50Hz/110V/60Hz
- Power:550W
- Air flow:130L/min
- Pressure:0.6Mpa
- Net weight:20
- Noise:39dB
- Dimensions:40cm\*29cm\*28cm



**MT-PD-406** CE

- 6L Stainless Steel Air Tank
- Voltage:220V/150Hz/110V/60Hz
- Power:550W
- Air flow:130L/min
- Pressure:0.8Mpa
- Net weight:31
- Gross weight:36
- Noise:40dB
- Dimensions:54cm\*41cm\*75cm
- Standard configuration
  - Oilless Air Compressor
  - way syringe
  - Dental high speed mobile pipe
  - Dental low-speed mobile pipe
  - Adjustable absorbers, salivary strong type



**MT-601** CE

- Silent oil-free air compressor
- High and low speed cell phone tube
- Three use gun
- Saliva absorbing device
- Water bottle system
- Sewage bottle system
- Air storage cylinder



**MT-701** CE

- Power 550W
- Put oil free air compressor pump head
- Weak absorption
- Three spray gun
- High-speed mobile phone interface
- Low speed mobile phone interface
- Foot switch
- 600ML clean water bottle



**MT-801** CE

- Power supply: 110 v / 220 v, AC 60 hz / 50 hz
- Current: 1.6 A power: 550
- Gas flow rate: 40L/min
- Start-up pressure: 0.5 Mpa
- Exhaust pressure: 0.8Mpa
- Noise: 40-45 db
- The ambient temperature ranged from 5°C to 40°C
- The maximum working pressure of high-speed handpiece is 0.36Mpa±0.02Mpa
- The maximum working pressure of low speed mobile phone: 0.34Mpa±0.02Mpa
- Gross weight: 9Kg
- Size of pump head box: 29\*17\*19cm







**MT-3000M**

- Pure Import Toshiba High-frequency X-ray tube
- High frequency inverter technology output is more stable
- Custom ultra-high capacity lithium battery is more durable
- One-click RVG digital mode conversion more accurately
- Boot self-checking conventional fault automatic report errors
- Humanized color LCD touch Settings interface is more concise



**MT-PS-40X**

- Small size, light weight, portable
- Memory function, just once exposure, can memory exposure parameters forever
- LCD screen, all function could see clearly
- Tact switches, smart control, convenience operating
- High frequency power supply, low radiation, handsome appearance
- Developing in light room, image in one minute, be used for diagnoses at once
- Be use of the intraoral cavity digital imaging system



**HF26**

- Battery: DC14.8V 6600mAh
- Charger input voltage: AC100-240V, 50/60HZ
- Tube current: 2mA
- Tube voltage: 70kvp
- Focal spot to skin distance: 130mm
- Exposure time: 0.2-3.2s
- Focus size: 0.3mm\*0.3mm
- Frequency: 200KHz
- Leak radiation: out of 1m<sup>2</sup>0.002Mg/h



**MT-500C**

- Digital Intraoral Sensor
- Picture Pixels: 1.92M(1600\*1200)
- Size: 39x27.5mm
- Active Area: 30x22.5mm=675mm<sup>2</sup>



**MT-4T**

- Cone beam CT
- Tube current: 4~10 mA
- FOV(diameter \* height) : 14\*10cm, 5\*5cm
- Focus size: 0.5mm
- Patient positioning: standing position
- Scanning time: <15s
- Total filtration: 2.5 mmAl
- Spatial resolution (voxel) : 0.25, 0.2, 0.1, 0.075mm
- X-ray exposure mode: pulse
- CT image reconstruction time: <60s
- Gray scale: 14 bit



**MT-3T1**

- Cone beam CT
- Grey Scale: 16 bits
- Tube Voltage: 70-90 Kv
- Focus: 0.5 mm
- Patient Position: stand up, face to face
- Scanning Time: CBCT: 15S, Panoramic: 17s,
- Cephalometric: 0.7s/12s, TMJ: 20S
- Reconstruction: <60s
- Voxel: 0.25mm, 0.2mm, 0.1mm, 0.075mm
- FOV: 5\*5 cm, 8\*8 cm, 15\*9 cm, 15\*10.5 cm
- Guarantee Period: 3 Years 3 in 1



**HF21**

- Use the international advanced technology, high-efficiency, clear imaging
- Low leak radial, is only 1% of national standard
- Light touched button, controled with microcomputer, only press one button to select the exposure parameter, fast and accurately
- Developing in light room, image in one minute, the doctor can diagnose conveniently for maximum
- Pneumatic up-down seat, more convenient and more comfortable



**HF22**

- Using the international advanced technology, efficient, clear imaging
- Using microcomputer intelligent control, not only remote controlled exposure, but more powerful function of low voltage alarm and high voltage protection.
- Micro focus technology, much more clear image and accurate diagnosis.
- The base has two modes of mobile and fixed, pneumatic lift seat ensures more convenient for dentist and more comfortable for patient.



**HF23**

- Use the international advanced technology, high-efficiency, clear imaging
- Low leak radial, is only 1% of national standard
- Light touched button, controled with microcomputer, only press one button to select the exposure parameter, fast and accurately
- Developing in light room, image in one minute, the doctor can diagnose conveniently for maximum
- The hanger body with 2m can save space and shoot conveniently in all direction
- It is for the use of the digital imaging system of mouth



**MT-4T1**

- Cone beam CT
- Grey Scale: 16 bits
- Tube Voltage: 70-90 Kv
- Focus: 0.5 mm
- Patient Position: stand up, face to face
- Scanning Time: CBCT: 15S, Panoramic: 17s,
- Cephalometric: 0.7s/12s, TMJ: 20S
- Reconstruction: <60s
- Voxel: 0.25mm, 0.2mm, 0.1mm, 0.075mm
- FOV: 5\*5 cm, 8\*8 cm, 15\*9 cm, 15\*10.5 cm
- Guarantee Period: 3 Years 3 in 1



**MT-4T1A**

- Cone beam CT
- Focus size :0.5mm
- Image construction time :20s
- Position: standing or sitting
- Total filtration :2.5mmAl
- Tube current :4-14mA
- Gray scale :16bit
- X-ray exposure mode: pulse
- Exposure time: CT/ panoramic/cephalic (whole head): 15s, CT (fast mode): 10s, Panorama (TMJ): 6s, Cephalad (half skull): 11s, Cephalad (fast mode): 4.4s



**MT-5T1**

- Cone beam CT
- X-ray exposure mode: pulse
- Total filtration: 2.5mmAl
- FON(diameter \* height) : S\*5/8\*9(phantom scan)/10\*10/16\*10/16\*16cm
- Tube current: 4-16mA
- The image reconstruction time was 25s
- Patient positioning: sitting or standing position
- Device size: 200mmx1700mmx2300mm
- Focus size: 0.5 mm
- Gray scale: 16bit
- Voxel: 0.075/0.1/0.15/0.2/0.25/0.3 mm



**HF24**

- Using the international advanced technology, efficient integrated design, high efficiency, low radiation.
- Using microcomputer intelligent control, not only remote controlled exposure, but more powerful function of low voltage alarm and high voltage protection.
- Micro focus technology, much more clear image and accurate diagnosis.
- Wide use, save more space, more convenient to use.
- Can use lightroom dental film, imaging in one minute, maximum convenient dentist to diagnose.



**HF27**

- Digital Intraoral Sensor
- Higher sensitivity plus higher resolution
- Better image quality with lowest X-ray dose
- APS CMOS technology, 18.5um pixel size
- True line pair resolution as 14lp/mm
- TWIN, which works compatible with the software of KODAK, SIRONA SCHICK, etc.
- Powerful image processing algorithms make it much easier to read the image information
- Plug and play connector allows the sensor to be moved from room to room freely.



**MT-01X**

- Digital Intraoral Sensor
- Mechanical Dimension(mm3): 25.0\*38.5\*2
- Effective imaging area(mm3): 20\*30
- Pixel Matrix: (1.5M)1000\*1500
- APS CMOS technology
- Smart AED- Compatible for variety X-Ray sources
- Direct deposition CSI - Lower dose imaging
- USB 2.0 direct connection
- Slim, rounded corner and thumb position
- IP68 - High reliability



**MT-A1**

- Oral cavity scanner
- Fast scanning, linear scanning speed up to 80mm/s; Full arch scanning speed up to 90s.
- Humanized Scanner Tip Design
- New smaller scanner tip, with internal heating system to keep constant temperature inside the patient mouth during scanning. The mirror angle of the scanning tip is close to 45 degrees, which can take into account the mesial and distal areas at the same time
- Screw Type Cable Connection



**MT-6000**

- Oral cavity scanner
- Continuous video scanning can shorten the clinical operation time and improve efficiency
- The scan data is displayed in real time, and the data can be analyzed by the doctor
- The scanning accuracy is high and the speed is fast, and the highest scanning accuracy can reach 25um, which meets the clinical needs
- The scanning time of full-mouth impression was less than 3 minutes, which was more time-saving than



**MT-6500**

- Oral cavity scanner
- The thin design was improved to facilitate posterior teeth scanning
- The instantaneous heating technology can be used for disinfection
- Scanning head status indicator, breathing light: heating, constant light: heating completed, extinguish spirit: scanning head is not in place
- Somatosensory operation can reduce the risk of cross infection
- The acquisition area was increased by 30%, and the scanning reading was increased by 2 times

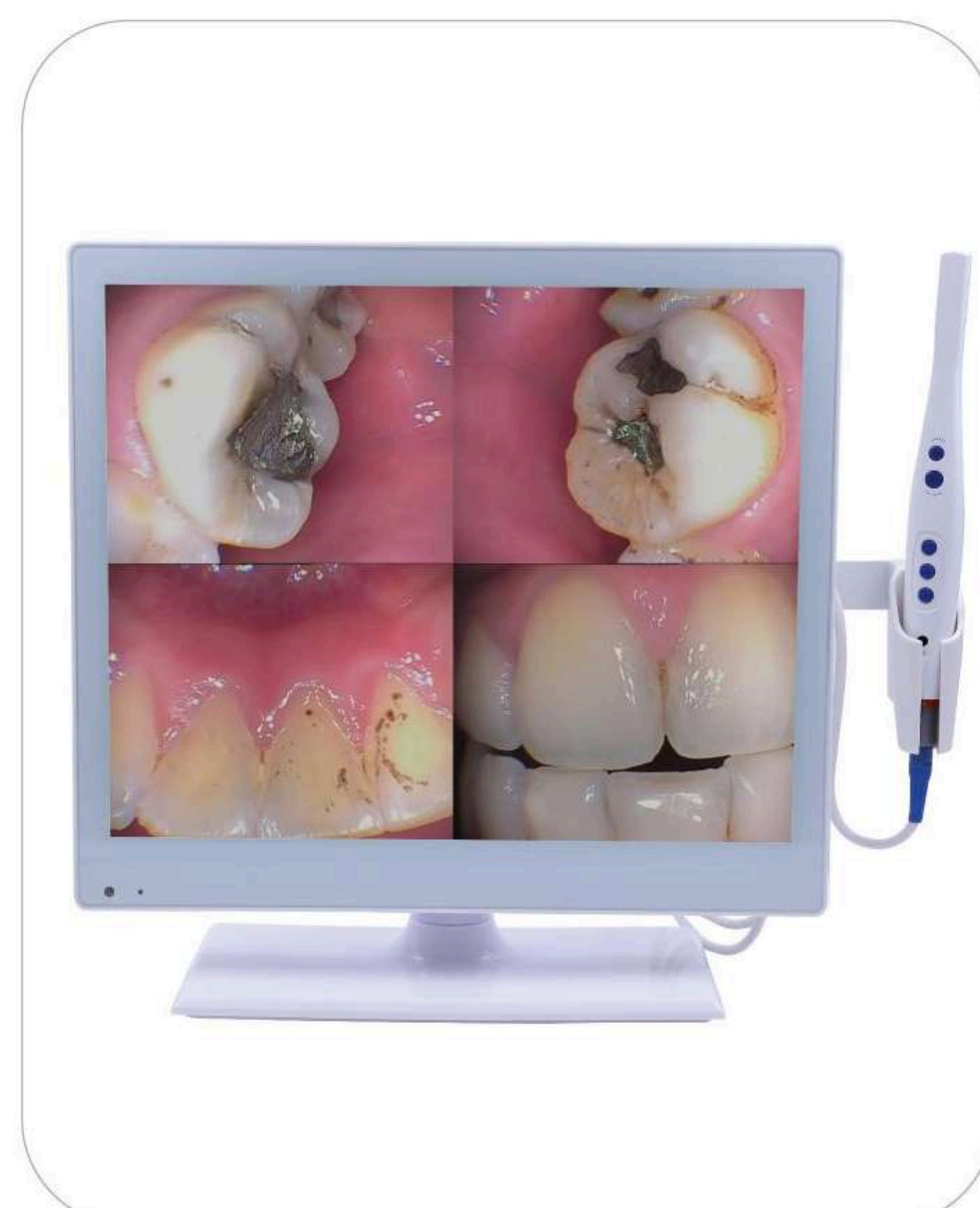






**HQ-500** CE

- Image Capture Method :1/2.8" CMOS
- CPU Connection :USB 2.0
- Resolution:13 megapixel
- Voltage:5V
- Light Source:6 long-lasting LEDs
- Focus : Fixed Focus (3mm - 50mm)
- Perspective:105
- WIFI signal: 5G WiFi signal
- Charge: Type-c + charging base
- Gross weight: 0.7kg
- packing size: 28\*14\*43CM



**HQ-501** CE

- AHD high resolution lens imported from Japan with auto focus function
- This camera can record video through software
- WIFI, G,transmission No interference within 100 meters, no delay, and the picture can be directly send to phone/tablet/computer1/4/9 split screen
- Display panel use tempered glass,can use medical alcohol to wipe disinfection ,can prevent hard hit
- The display screen supports multimedia playback, can be connected to MP3, U disk and other electronic devices to play movies, music, etc.
- SupportS HDMI, VIDEO,USB,VGA input



**HQ-502** CE

- Camera with CMoS high resolution lens 8 mega pixels ,High sensitivity,High performance
- Connect with laptop directly,no need power supply
- Convenient to takeaway easy going ,easy operation
- Item:intraoral Camera
- LED light:6pcs LED
- Focus:Auto focus
- Pixels:8 Megapixels CMoS
- Gross weight: 0.5kg
- packing size: 28\*15\*51CM



**HQ-509** CE

- Intra Oral Camera
- operating System: Embedded Operating System
- Key Mode: 5 keys
- Screen Size: 17 inch
- Screen Resolution: 1280\*1024
- Display: 1 Picture/4 Pictures
- Wi-Fi Transmission: Available
- Storage Mode: USB Storage
- Other Function: Remote Control Function
- Storage Capacity: 32G
- Picture Format:JPG



**HQ-510 white** CE

- VGA Intra Oral Camera
- Screen Resolution: 1280\*1024
- Image Sensor: CMOS1/4
- Operating system: Embedded
- Operating SystemPicture Display: 1 Picture/4 Pictures
- System Operation: Remote control/Key Control
- Port Type: VGA
- Storage Type: SD Card Storage
- Other Function: HD Video and Photography Function
- Menu Operation: ODS Key



**HQ-504** CE

- Home whitening instrument
- Relative humidity: ≤80%
- The atmospheric pressure: 86kPa to 106kPa
- Product size: 80\*55\*26.5mm
- Product weight: 48g
- Battery specifications: 3.7-4.2V 200mAh
- Working time: 50 minutes
- Charging time: 2 hours
- Power: 1W
- Product charging method: wireless charging
- LED wavelength: 460-470nm
- Optical power density: ≥200mW/cm2



**HQ-503** CE

- VGA output Directly connect to monitor / Tv
- Auto focus High resolution, High sensitivity, High performance
- Camera has a built-in TF memory card, and pictures can be permanently
- 1/4 split screen, can be freeze from multiple angles, which is more convenient for viewing and comparison
- 2 or 3 buttons control, can control previous picture, next picture, and delete picture from the cameras directly
- Item:intraoral Camera
- LED light:6pcs LED
- Focus:Auto focus
- Pixels:8 Megapixel CMoS
- DC:DC12V



**HQ-507** CE

- Intra Oral Camera
- Operating System: Embedded Operating System
- Key Mode: 5 keys
- Screen Size: 17 inch
- Screen Resolution: 1280\*1024
- Display: 1 Picture/4 Pictures
- Wi-Fi Transmission: Available (Option)
- Storage Mode: USB Storage
- Other Function: Remote Control Function
- Storage Capacity: 32G
- Picture Format:JPG
- Focusing Scope: 5-50mm
- Power Consumption: 30w



**HQ-508** CE

- Intra Oral Camera
- Operating System: Embedded Operating System
- Key Mode: 5 keys
- screen Size: 17 inch
- Screen Resolution: 1280\*1024
- Display: 1 Picture/4 Pictures .
- Wi-Fi Transmission: Available (Option)
- Storage Mode: USB Storage
- Other Function: Remote Control Function
- Storage Capacity: 32G
- Picture Format: JPG
- Focusing Scope:5-50mm
- Power Consumption: 30W



**HQ-505** CE

- LED mouth light
- High efficiency goose pipe design, adjust angle at random, convenient for use,
- Combination of 5 pieces high power blue LED,2 pieces high power red LED and 8 pieces purple ,purple light has the effect of sterilization.
- Tunable bleaching time with microprocessor-controlled timer presets.
- Smart auto-select power: 100-240V 50/60 Hz for global use.
- High speed Multi-Arch teeth whitening system.
- High uniformity of light output.
- High sensitive infrared remote control setting



**HQ-506** CE

- LED mouth light
- High efficiency goose pipe design, adjust angle at random,convenient for use
- Consisting of3 different kinds ofLED's light source achieves broad Dand 5pcs Blue light for teeth whitening ; 2pcS Red lights for Reduce teeth sensitivity ; 8pcS Purple lights for disinfect and Sterilization ,wavelength output: blue light:420-490nm,red light:610-650nm
- Three kinds of different light source mode: blue light exposure only,blue+red light exposure,red light exposure
- High light-energy output 420-490nm 2327mW/cm 1-30 minutes DC 12v20%140%/80%/100%



**HQ-60** CE

- LED mouth light
- Consisting of 3 different kinds of LEDs light source achieves broad band wavelength output:blue light:420-490nm,red light:610-650nm
- Three kinds of different light source mode: blue light exposure only, blue+red light exposure, red light exposure
- High light-energy output over 2327mW/cm?
- Adjustable light source intensity according to site conditions
- Handcart design, Easy to move
- Built-in 8pcs purple lights
- Handle design, easy to operation
- Metal material, beautiful appearance and easy to assemble







**MT-Y001A** CE

- Six anti-corrosion (anti-corrosion, anti-mildew, anti-rust, waterproof, anti-fingerprint, anti-oxidation) Three resistance (scratch resistance, wear resistance, high temperature resistance, moisture resistance) No (no formaldehyde, no radiation, no odor, no paint)
- the bottom of high-quality soft rubber universal wheel, can be easily moved, followed by medical personnel to operate, can brake, lock the wheel.
- Cabinet stainless steel plate material
- Countertop tempered glass
- Comes standard with 2 divider trays



**MT-Y002B** CE

- Cabinet body: stainless steel film-coated board
- Countertop: Stainless Steel
- Comes standard with 2 divider trays
- Standard rail Long handle
- Product size: 500mm\*500mm\*840mm1.
- Six anti-corrosion (anti-corrosion, anti-mildew, anti-rust, waterproof, anti-fingerprint, anti-oxidation)
- Three resistance (scratch resistance, wear resistance, high temperature resistance, moisture resistance) No (no formaldehyde, no radiation, no odor, no paint)



**MT-Y003B** CE

- Cabinet body: stainless steel film-coated board
- Countertop: Marble (half-cut edge)
- Comes standard with 2 divider trays
- Luxury rail long handle
- Product size: 510mm\*525mm\*850mm1.
- Six anti-corrosion (anti-corrosion, anti-mildew, anti-rust, waterproof, anti-fingerprint, anti-oxidation)
- Three resistance (scratch resistance, wear resistance, high temperature resistance, moisture resistance) No (no formaldehyde, no radiation, no odor, no paint)



**MT-Y008** CE

- Cabinet body: stainless steel laminated board
- Countertop: Arc tempered glass
- Standard rail
- Comes standard with 2 divider trays
- Product size: 510mm\*525mm\*800mm
- Six anti-corrosion (anti-corrosion, anti-mildew, anti-rust, waterproof, anti-fingerprint, anti-oxidation)
- Three resistance (scratch resistance, wear resistance, high temperature resistance, moisture resistance) No (no formaldehyde, no radiation, no odor, no paint)



**MT-Y009A** CE

- Cabinet body: stainless steel plate
- Countertop: Full Marble
- Comes standard with 2 divider trays
- luxury rail
- Product size: 510mm\*525mm\*850mm
- Six anti-corrosion (anti-corrosion, anti-mildew, anti-rust, waterproof, anti-fingerprint, anti-oxidation)
- Three resistance (scratch resistance, wear resistance, high temperature resistance, moisture resistance) No (no formaldehyde, no radiation, no odor, no paint)



**MT-Y009C** CE

- Cabinet stainless steel plate
- Countertop: Marble (arc plane)
- Comes standard with 2 divider trays
- luxury rail
- Six anti-corrosion (anti-corrosion, anti-mildew, anti-rust, waterproof, anti-fingerprint, anti-oxidation)
- Three resistance (scratch resistance, wear resistance, high temperature resistance, moisture resistance) No (no formaldehyde, no radiation, no odor, no paint)
- the bottom of high-quality soft rubber universal wheel, can be easily moved, followed by medical personnel to operate, can brake, lock the wheel.



**MT-Y004** CE

- cabinet stainless steel film-coated board
- Countertop: Marble (square plane)
- Comes standard with 2 divider trays
- luxury rail
- Product size: 510mm\*525mm\*810mm



**MT-Y005** CE

- Cabinet body: stainless steel laminated board
- Countertop: Marble (square plane)
- Comes standard with 2 divider trays
- luxury rail
- Product size: 510mm\*525mm\*810mm



**MT-Y007** CE

- Countertop: Tempered glass
- Cabinet body: stainless steel plate
- Comes standard with 2 divider trays
- Four-draw standard rail
- Product size: 500mm\*500mm\*840mm



**MT-Y0012A** CE

- Cabinet body: stainless steel laminated board
- Countertop: Stainless Steel
- Standard rail
- Product size: 450mm\*420mm\*820mm



**MT-Y0012B** CE

- With 1 divider tray
- Standard rail
- Product size: 490mm\*530mm\*840mm
- Six anti-corrosion (anti-corrosion, anti-mildew, anti-rust, waterproof, anti-fingerprint, anti-oxidation)
- Three resistance (scratch resistance, wear resistance, high temperature resistance, moisture resistance) No (no formaldehyde, no radiation, no odor, no paint)
- the bottom of high-quality soft rubber universal wheel, can be easily moved, followed by medical personnel to operate, can brake, lock the wheel.



**MT-Y0013A** CE

- Stainless steel
- Countertop: ABS plastic
- with 2 discs
- Standard rail
- Product size: 510mm\*525mm\*820mm
- Six anti-corrosion (anti-corrosion, anti-mildew, anti-rust, waterproof, anti-fingerprint, anti-oxidation)
- Three resistance (scratch resistance, wear resistance, high temperature resistance, moisture resistance) No (no formaldehyde, no radiation, no odor, no paint)
- the bottom of high-quality soft rubber universal wheel, can be easily moved, followed by medical personnel to operate, can brake, lock the wheel.








**MT-Y014B1**

- Three-layer steel right-angle cart (silver handle)
- cold rolled steel
- Height: 790mm
- Upper layer: width 400mm length 390mm
- Middle layer: width 300mm length 360mm
- Bottom layer: width 350mm length 410mm



**MT-Y015**

- Dental cleaning machine cart
- Cabinet body: stainless steel laminated board
- Countertop:Stainless Steel
- Product size: 510mm\*350mm\*820mm



**MT-Y016**

- ABS plastic
- Color: grey white
- Product size: 41.5\*43\*6CM



**MT-GS01**

- Power: 750W
- Vacuum:≥-12KPa
- Max. air flow: 300L/min
- Air-in diameter: 32mm
- Air-out diameter: 32mm
- Drainage diameter: 20mm
- Weight: 22/26kg
- Product size: 305\*360\*580mm



**MT-GS05**

- Power: 2000W
- Vacuum:≥-20KPa
- Max. air flow: 2100L/min



**MT-GS10**

- Power: 3400W
- Vacuum:≥-20KPa
- Max. air flow: 3600L/min
- Air-in diameter: 50mm
- Air-out diameter: 63mm
- Drainage diameter: 20mm
- Weight: 77/107kg
- Product size: 870\*700\*825mm



**MT-Y021**

- Gypsum sedimentation tank
- Material: Plastic
- Product size: 385\*270\*230mm



**MT-Y0037**

- Mechanic table
- Material: ABS
- Product size: 530mm\*430mm\*850mm



**MT-Y0028**

- Mouth sweeping cart
- Stainless steel
- Product size: 520mm\*520mm\*850mm



**MT-GS30**

- Power: 7000W
- Vacuum:≥-20KPa
- Max. air flow: 9000L/min
- Air-in diameter: 90mm
- Air-out diameter: 90mm
- Drainage diameter: 32mm
- Weight: 135/176kg
- Product size: 800\*650\*830mm



**MT-GA61**

- Power: 600W
- Speed: 1400/1750 r.p.m
- Air Flow: 118L/min at 0Bar
- Noise Level: 52dB
- Max Pressure: 8Bar
- Restart Pressure: 5Bar
- Tank Capacity: 24L
- Weight: 24/32kg
- Product Size: 410\*410\*550mm



**MT-GA64**

- Power: 2400W
- Speed: 1400/1750 r.p.m
- Air Flow: 472L/min at 0Bar
- Noise Level: 55dB
- Max Pressure: 8Bar
- Restart Pressure: 5Bar
- Tank Capacity: 120L
- Weight: 86/109kg
- Product Size: 1105\*450\*715mm







**HQ-560**

- Specifications
- Input Voltage: AC/DC 15-24V
- Power: 30W
- Illumination: 30000-90000Lx
- Color Temperature: 4000-5500K 可调 Adjust Color Temperature
- Spot size:  $\phi$ 120mm (Distance for 700mm)
- Amount of LED tube: 26/pcs
- Dimension of carton: 60x50x28cm
- GW/NW: 7KG/ 4.6KG
- Amount of one carton: 1/piece



**HQ-561**

- Specifications
- Input Voltage: AC/DC 15-24V
- Power: 30W
- Illumination: 30000-90000Lx
- Color Temperature: 4000-5500K 可调 Adjust Color Temperature
- Spot size:  $\phi$ 120mm (Distance for 700mm)
- Amount of LED tube: 26/pcs
- Dimension of carton: 60x50x28cm
- GW/NW: 7KG/ 4.6KG



**HQ-562**

- Specifications
- Input Voltage: AC/DC 15-24V
- Power: 30W
- Illumination: 30000-90000Lx
- Color Temperature: 4000-5500K 可调 Adjust Color Temperature
- Spot size:  $\phi$ 120mm (Distance for 700mm)
- Amount of LED tube: 26/pcs
- Dimension of carton: 60x50x28cm
- GW/NW: 7KG/ 4.6KG
- Amount of one carton: 1/piece



**HQ-569**

- Specifications
- Input Voltage: AC/DC 15-24V
- Power: 5W
- Illumination: 8000-30000Lx
- Color Temperature: 3500K / 5500K
- Spot size: 80x 160mm (Distance for 700mm)
- Amount of LED tube: 2 groups/pcs
- Dimension of carton: 38 x 36 x 21.5cm
- GW/NW: 2.5KG / 1.5KG
- Amount of one carton: 1/piece
- warranty: 3year



**HQ-570**

- Specifications
- Input Voltage: AC/DC 12-24V
- Power: 9W
- Illumination: 8000-30000Lx
- Color Temperature: 3500-5500K adjustable Adjust Color Temperature
- Spot size: 80x 160mm (Distance for 700mm)
- Amount of LED tube: 6pcs/pcs
- Dimension of carton: 38 x 36 x 21.5cm
- GW/NW: 2.8KG / 1.8KG
- Amount of one carton: 1 unit/piece



**HQ-571**

- Specifications
- Input Voltage: AC/DC 12-24V
- Power: 9W
- Illumination: 8000-30000Lx
- Color Temperature: 5000K Color Temperature
- Spot size: 80x 160mm (Distance for 700mm)
- Amount of LED tube: 6/pcs
- Dimension of carton: 43.5 x 36.5 x 19cm
- GW/NW: 2KG/1.2KG
- Amount of one carton: 1 unit/piece
- warranty: 3year



**HQ-563**

- Specifications
- Input Voltage: AC/DC 15-24V
- Power: 30W
- Illumination: 30000-90000Lx
- Color Temperature: 4000-5500K 可调 Adjust Color Temperature
- Spot size:  $\phi$ 120mm (Distance for 700mm)
- Amount of LED tube: 26/pcs
- Dimension of carton: 60x50x28cm
- GW/NW: 7KG/ 4.6KG
- Amount of one carton: 1/piece
- warranty: 3year



**HQ-564**

- Specifications
- Input Voltage: AC/DC 15-24V
- Power: 40W
- Illumination: 40000-120000Lx
- Color Temperature: 3500-5500K Adjust Color Temperature
- Spot size: 120mm (Distance for 900mm)
- Amount of LED tube: 32/pcs
- Dimension of carton: 64x58x26cm
- GW/NW: 10KG / 7KG
- Amount of one carton: 1/piece



**HQ-565**

- Specifications
- Input Voltage: AC/DC 15-24V
- Power: 25W
- Illumination: 30000-80000Lx
- Color Temperature: 3500-5500K Adjust Color Temperature
- Spot size:  $\phi$ 120mm (Distance for 900mm)
- Amount of LED tube: 20/pcs
- Dimension of carton: 51x47.5x22cm
- GW/NW: 6KG / 3.6KG
- Amount of one carton: 1/piece
- warranty: 3year



**HQ-572**

- Specifications
- Input Voltage: AC/DC 12-24V
- Power: 9W
- Illumination: 8000-30000Lx
- Color Temperature: 5000K
- Spot size: 80x 160mm (Distance for 700mm)
- Amount of LED tube: 6pcs/pcs
- Dimension of carton: 43x 36x 19cm
- GW/NW: 2.5KG / 1.5KG
- Amount of one carton: 1 unit/piece
- warranty: 3year



**HQ-573**

- Specifications
- Input Voltage: AC/DC 12-24V
- Power: 6W
- Illumination: 8000-25000Lx
- Color Temperature: 5000K Color Temperature
- Spot size: 80x 160mm (Distance for 700mm)
- Amount of LED tube: 4pcs/pcs
- Dimension of carton: 43.5 x 36.5 x 19cm
- GW/NW: 1.8KG / 1.1KG
- Amount of one carton: 1 unit/piece
- warranty: 3year



**HQ-574**

- Specifications
- Input Voltage: AC/DC 12-24V
- Power: 5W
- Illumination: 8000-25000Lx
- Color Temperature: 5000K Color Temperature
- Spot size: 80x 160mm (Distance for 700mm)
- Amount of LED tube: 1pcs/pcs
- Dimension of carton: 43.5 x 36.5 x 19cm
- GW/NW: 1.7KG / 1KG
- Amount of one carton: 1 unit/piece
- warranty: 3year



**HQ-566**

- Specifications
- Input Voltage: AC/DC 15-24V
- Power: 40W
- Illumination: 40000-120000Lx
- Color Temperature: 3500-5500K adjustable Adjust Color Temperature
- Spot size:  $\phi$ 120mm (Distance for 900mm)
- Amount of LED tube: 32pcs/pcs
- Dimension of carton: 64x58 x26cm
- GW/NW: 10KG/7KG
- Amount of one carton: 1 unit/piece
- warranty: 3year



**HQ-567**

- Specifications
- Input Voltage: AC/DC 15-24V
- Power: 25W
- Illumination: 30000-80000Lx
- Color Temperature: 3500-5500K adjustable Adjust Color Temperature
- Spot size:  $\phi$ 120mm (Distance for 900mm)
- Amount of LED tube: 20pcs/pcs
- Dimension of carton: 51 x47.5x22cm
- GW/NW: 6KG/3.6KG
- Amount of one carton: 1 unit/piece
- warranty: 3year



**HQ-568**

- Specifications
- Input Voltage: AC/DC 15-24V
- Power: 12W
- Illumination: 8000-30000Lx
- Color Temperature: 3500-5500K adjustable Adjust Color Temperature
- Spot size: 80x 160mm (Distance for 700mm)
- Amount of LED tube: 8pcs/pcs
- Dimension of carton: 40 x 35 x 21.5cm
- GW/NW: 3.5KG/2.3KG
- Amount of one carton: 1 unit/piece
- warranty: 3year



**HQ-575**

- Specifications
- Input Voltage: AC/DC 12-24V
- Power: 12W
- Illumination: 8000-15000Lx
- Color Temperature: 4500+3000K
- Spot size: 80x 160mm (Distance for 700mm)
- Amount of LED tube: 4x2pcs/pcs
- Dimension of carton: 39.5 x34.5 x20cm
- GW/NW: 2.1KG / 1.4KG
- Amount of one carton: 1 unit/piece
- warranty: 3year



**HQ-576**

- Specifications
- Input Voltage: AC/DC 12-24V
- Power: 18W
- Illumination: 8000-20000Lx
- Color Temperature: 4500+3000K
- Spot size: 80x 160mm (Distance for 700mm)
- Amount of LED tube: 6x2pcs/pcs
- Dimension of carton: 40x34.5x20cm
- GW/NW: 2.5KG / 1.5KG
- Amount of one carton: 1 unit/piece
- warranty: 3year



**HQ-577**

- Specifications
- Input Voltage: AC/DC 12-24V
- Power: 28W
- Illumination: 8000-23000Lx
- Color Temperature: 4000-5000K adjustable Adjust Color Temperature
- Spot size: 80x 160mm (Distance for 700mm)
- Single yellow light: 3000k
- Amount of LED tube: 9x2pcs/pcs
- Dimension of carton: 44.5x39 x22.5cm
- GW/NW: 3.2KG / 2.1KG
- Amount of one carton: 1 unit/piece








**HQ-520** CE

- Constant speed: 1: 1 Ratio
- Air Pressure: 0.30Mpa-0.35 Mpa
- Rotation speed : ≥18,000R.P.M
- Chuck type: Latch chuck
- Bur applicable : Φ2.345-Φ2.355
- Noise:≤65db
- 4 hole set



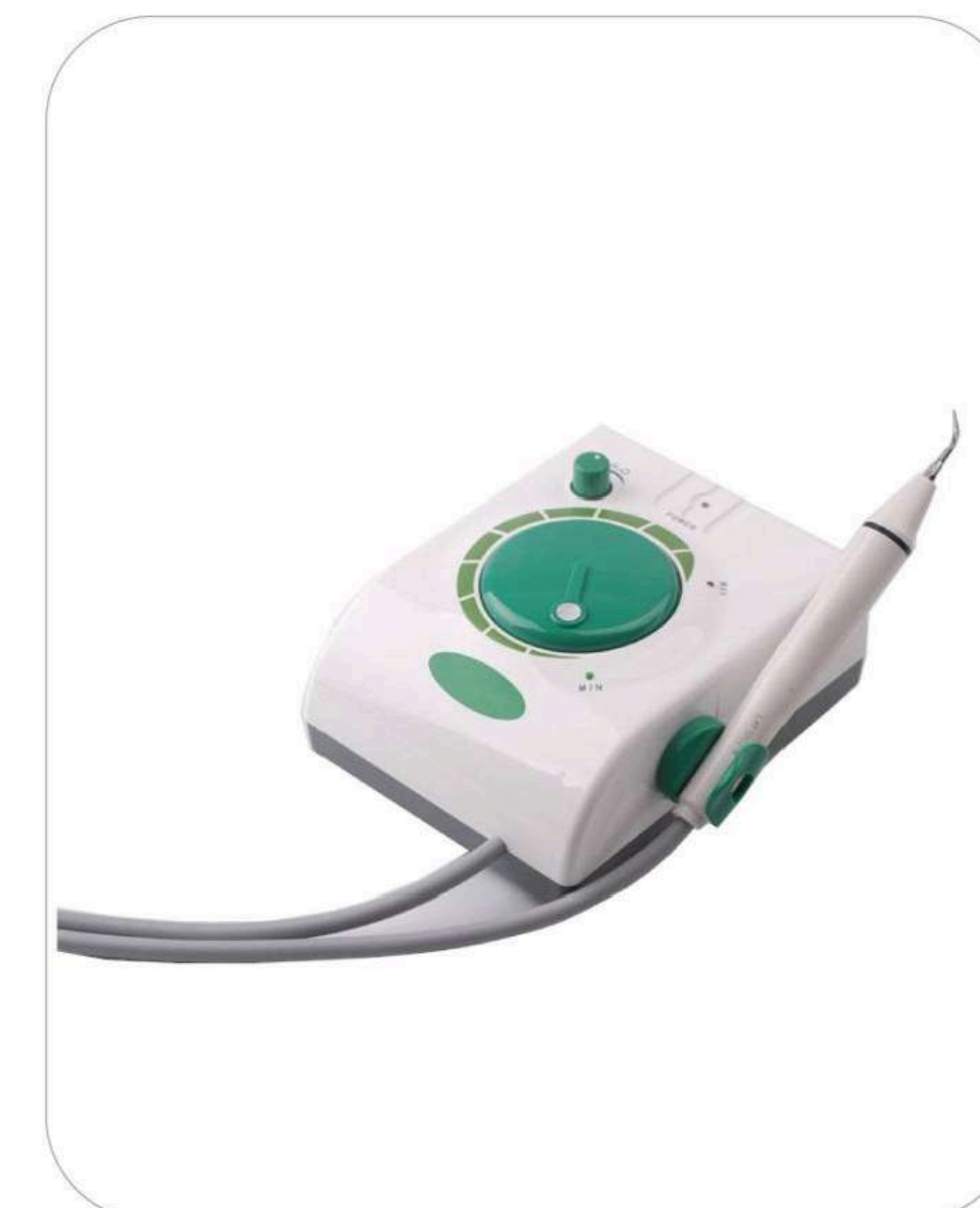
**HQ-521** CE

- Size of head:
- Standard head/Torque head
- Air Pres sure: 0.20Mpa-0.25Mpa
- Atomization pressure: 0.3Mpa(3kgf)
- Water pressure: 0.2Mpa(2kgf)
- Rotation speed: 280,000R.P.M-350,000R.P.M
- Spray: Single water spray
- Chuck type: Push button/Wrench chuck
- Grip power: 25-45N
- Bur applicable: Φ1.595-Φ1.6mm
- Noise: ≤65dB
- 4 hole standard



**HQ-522** CE

- Size of head:
- Standard head/Torque head
- Air Pressure: 0.20Mpa-0.25Mpa
- Atomization pressure: 0.3Mpa(3kgf)
- Water pressure: 0.2Mpa(2kgf)
- Rotation speed: 280,000R.P.M-350,000R.P.M
- Spray: Fourfold water spray / Fourfold for Anti-Retracton
- Chuck type: Push button/Wrench chuck
- Grippower: 25-45N
- Bur applicable: Φ1.595-Φ1.6mm
- Noise: <65dB



**HQ-557** CE

- Ultrasonic Scaler
- Main Unit Input: DC30V, 1.5A
- Water Input pressure: 0.01MPa~0.05MP
- Vibration frequency of the tip: 25~31KHz
- Ultrasonic output power: 3W~20W
- Output Half-excursion: ≤2N
- Main Unit Dimensions: 80mm×170mm×170mm
- Packing Size: 275×230×140mm
- Weight of main unit: 0.75kg
- Gross Weight: 1.95kg
- Quality guarantee host: 3 years, handpiece – 1 year
- Scaling Tip: G1\*2, G2\*1, G4\*1, P1\*1



**HQ-551** CE

- Ultrasonic Scaler
- Product size: 180\*160\*100
- Packing Size: 390\*125\*240mm
- N.W: 1.5kg
- Gross Weight: 2kg



**HQ-DA20** CE

- Ultrasonic Scaler
- The irrigation system inside the product is made of anti-bacterial materials. The liquids used in clinics, such as hydrogen peroxide, chlorhexidine, sodium hypochlorite, etc., can be applied in the mode of automatic water supply system, which can significantly improve the performance of teeth cleaning and root canal washing.
- The handpiece can be sterilized at 135℃ temperature and 0.22 MPa pressure.
- Automatically search for the best working condition, the performance of device is more stable.



**HQ-523** CE

- Size of head:;
- Standard head/Torque head
- Air Pressure: 0.20Mpa-0.2 5Mpa
- Atomization pressure: 0.3Mpa(3kgf)
- Water pressure: 0.2Mpa(2kgf)
- Rotation speed: 280,000R.P.M-350,000R.P.M
- Spray: Single water spray
- Chuck type: Push button/Wrench chuck
- Grip power: 25-45N
- Bur applicable: Φ1.595-Φ1.6mm
- Noise: ≤65dB
- 4 hole standard



**HQ-524** CE

- Size of head:
- Standard head/Torque head
- Air Pres sure: 0.20Mpa-0.25Mpa
- Atomization pressure: 0.3Mpa(3kgf)
- Water pressure: 0.2Mpa(2kgf)
- Rotation speed: 280,000R.P.M-350,000R.P.M
- Spray: Single water spray
- Chuck type: Push button/Wrench chuck
- Grip power: 25-45N
- Bur applicable: Φ1.595-Φ1.6mm
- Noise: ≤65dB
- 4 hole standard



**HQ-556** CE

- Ultrasonic Scaler
- Main Unit Input: DC30V, 1.5A
- Water Input pressure: 0.01MPa~0.05MP
- Vibration frequency of the tip:25~31KHz
- Ultrasonic output power: 3W~20W
- Output Half-excursion: ≤2N
- Main Unit Dimensions: 80mm×170mm×170mm
- Packing Size: 275×230×140mm
- Weight of main unit: 0.75kg
- Gross Weight: 1.95kg
- Quality guarantee: host – 3 years, handpiece – 1 year
- Scaling Tip: G1\*2, G2\*1, G4\*1, P1\*1



**HQ-A8** CE

- Ultrasonic Scaler
- Wireless foot control, exclusive patent technology, easier and safer operating.
- Imported liquid pump inside, lower noise, longer life, anti-corrosion design.
- Autoclavable LED detachable handpiece, fitting with EMS & UDS
- Exclusive intelligent vibration technology, no pain, more comfort



**HQ-DP10** CE

- Dental Air-polisher
- A structure with 5 internal protection lines.
- Make sure the water and air are separated.
- Simple Elegant Ergonomic
- Comfortable grip, easy operation
- Two-part structure, detached handpiece, Easy to clean and disinfect
- Transparent cap, maximum scale mark. Visually confirm the powder volume.



**HQ-555** CE

- LED Light Curing Device
- Product size: 33\*29\*226
- Packing Size: 220\*170\*100
- N.W: 0.12kg
- Gross Weight: 0.5kg








**HQ-558** CE

- Charging Dock Input: AC100~240V, 50/60Hz
- Charging Dock Output: DC5V, 1A Battery DC 3.7V, 2200mAh
- Light Intensity 1600~3200 W/cm<sup>2</sup>
- Working Time: 1s, 3s, 5s, 10s, 15s, 20s, 25s, 30s, 35s, 40s
- Lighting Mode Full power, progressive, pulse
- Main Unit Dimensions: 33×27×206mm
- Packing Size: 314×164×75mm
- Weight of main unit: 160 g
- Gross Weight: 900 g
- Quality guarantee: 1 years



**HQ-559** CE

- Charging Dock Input: AC100~240V, 50/60Hz
- Charging Dock Output: DC5V, 1A Battery DC 3.7V, 2200mAh
- Light Intensity 1600~3200 W/cm<sup>2</sup>
- Working Time: 1s, 3s, 5s, 10s, 15s, 20s, 25s, 30s, 35s, 40s
- Lighting Mode Full power, progressive, pulse
- Main Unit Dimensions: 33×27×206mm
- Packing Size: 314×164×75mm
- Weight of main unit: 160 g Gross
- Weight: 900 g
- Quality guarantee: 1 years



**HQ-511** CE

- Usage: Wireless
- Three operating modes: high light, pulse, gradient
- Working time :1s~3s~5s
- Super 10W high power LED bulb
- 90 degrees right Angle irradiation
- One second can cure 3 mm of resin
- The light intensity was greater than 2000mW/cm<sup>2</sup>
- Constant light power output, does not affect the curing effect due to the decrease of battery amount
- Large capacity lithium battery, one-time full charge, light 10 seconds/time, can be used for more than 300 times



**HQ-526** CE

- Imported ABS environmental protection plastic shell
- 5WV high power LED, high light intensity, long life
- Cold light source, less heat, can be used for a long time
- High energy permeability glass fiber rod
- Using liquid crystal display tube to display the working time, clear and clear
- Automatic standby, automatic shutdown low battery warning
- Two working modes are available :(1) High light mode :≥1200mW/cm<sup>2</sup> Standard mode :≥900mW/cm<sup>2</sup>



**HQ-515** CE

- High-power LED for dental use
- Digital tube display, light time adjustable
- Time setting :10s,20s,30s,40S
- Large capacity rechargeable lithium ion battery, low voltage detection
- Low power consumption, long standby time
- Over temperature protection
- Curing time and depth :5 seconds and 3mm
- Suitable for curing any brand resin material




**MT-1001** CE

- Ultrasonurgy Piezo Bone Surgery
- Bone knife machine
- 7 inch large LED touch screen
- Doctor-friendly UI
- Multiple working modes
- LED surgery handpiece
- Intelligent recognition of soft tissue
- Separate liquid path design
- Multi-function foot pedal



**HQ-516** CE

- New aluminum alloy shell
- High permeability glass fiber
- 5W high power LED, high light intensity, long life
- Large capacity lithium battery
- Sleep screen saver function, save power
- Automatic shutdown, low power alarm
- Touch film button feel more comfortable, more convenient to operate
- Using digital display tube to display the working time, clear and clear
- Suitable for curing any brand of resin material



**HQ-519** CE

- Environmentally friendly plastic housing
- 5W high power LED
- High permeability glass fiber
- Large capacity lithium battery
- Sleep screen saver function, save power
- Automatic shutdown, low power alarm
- Soft rubber button, excellent handling feel
- A variety of operating modes are available: high light, fade light, pulse
- Using digital display tube to display the working time, clear and clear
- Suitable for curing any brand of resin material



**HQ-560** CE

- Environmentally friendly plastic housing
- 5W high power LED
- High permeability glass fiber
- Large capacity lithium battery
- Sleep screen saver function, save power
- Automatic shutdown, low power alarm
- Soft rubber button, excellent handling feel
- A variety of operating modes are available: high light, fade light, pulse
- Using digital display tube to display the working time, clear and clear
- Suitable for curing any brand of resin material



**HQ-519** CE

- Micromotor
- OPTIONAL MODEL: 0-35.000R.P.M.
- POWER:65W
- BIGGEST TORQUE:280gf.cm
- with carbon brush
- Adjustable positive reversePedal control switch pf the drill
- Can used with latest handle
- Beappropriate for jewelry inlaid,machinery,metal
- Sculpture,wood carving,bone carving dental and so on



**HQ-525** CE

- MRF root canal file
- Model: open file SX, purple S1, white S2, yellow F1, red F2, blue F3
- Length: 19MM 21MM 25MM
- Application: Three files for forming (Sx, S1, S2), three files for finishing (F1, F2, F3)
- Taper/tip diameter: SX(04/19)S1(02/18)S2(04/20) F1(07/20)F2(08/25)F3(09/30)



**HQ-80** CE

- Hot melt pen
- Wireless design, reduce wrist fatigue
- It is comfortable to hold and easy to operate
- The heating needle has a simple locking structure and can rotate 360°
- The heating method can be selected according to the type of heating needle
- Rapid heating, rapid operation
- Large capacity battery power supply, dual battery







**HQ-517** CE

- Hot melt pen
- Wireless design, reduce wrist fatigue
- It is comfortable to hold and easy to operate
- The heating needle has a simple locking structure and can rotate 360°
- No need to choose the type of heating needle heating
- One-button operation, rapid heating
- Inductive intelligent charging, large capacity battery power supply



**HQ-81** CE

- Hot melt pen
- Wireless design, reduce wrist fatigue
- It is comfortable to hold and easy to operate



**HQ-552** CE

- Image Plate Scanner
- Selectable pixel size:High,35um
- Readout time:21 sec
- Resolution:16Bits
- Eraser:Embedded
- Dimension (W x D x H):305.5x211x182mm
- Weight:5.7Kg
- System configuration:PC
- Interface:USB 2.0 high speed (480 Mbps)



**HQ-82** CE

- Pulp vitality tester
- Using dry battery power supply, power consumption is small, more convenient
- Test frequency can be adjusted (select by speed seasoning button, there are different fingers)
- The indicator light corresponds to :High for high speed, Mid for medium speed,Low for low speed)
- When the subject felt slightly sour, numb or painful, the number nine on the screen was automatically retained
- 3 min, this data is the electrical stimulation threshold of this tooth




**HQ-83** CE

- Electronic defogging mouth mirror
- Exquisite design, beautiful appearance, ergonomic design
- Rechargeable, flexible operation, convenient
- Daylight level lighting, natural soft wind mist removal
- Four kinds of lenses (M type, L type, buccal type and pressed tongue type) can meet the requirements of various complex applications
- High hardness stainless steel lenses are scratch resistant and corrosion resistant



**HQ-84** CE

- Vertical pressurizer type A
- 3 specifications tip diameter models :35-7040-8050-100
- The tip is made of nickel-titanium alloy with good rust resistance
- The machining accuracy is up to 0.02mm
- Hand feel is ergonomic design
- Easy to operate and comfortable to grip



**HQ-553** CE

- Built-in Ultrasonic Scaler
- Autoclavable detachable handpiece, fitting with EMS & UDS
- Exclusive intelligent vibration technology, no pain, more comfort
- Vibration frequency of the tip:25~31KHz
- Ultrasonic output power:3W~20W
- Output Half-excursion:<2N
- Packing Size:200x180x85mm
- Gross Weight:0.65kg
- Quality guarantee:host-3 years, handpiece-1 year
- Scaling Tip:G1\*2,G2\*1, G4\*1,P1\*1
- In put:AC 24V, 50-60Hz or Dc 30V



**HQ-514** CE

- A root canal measuring instrument
- Minimalist and refined design
- Precision multi-frequency root canal measurement technique
- Simple operation interface, simple operation
- Humanized screen information, at a glance
- Automatic detection function
- Screen brightness and alarm sound can be adjusted
- The apical position can be adjusted
- The test line was VDW-RAYPEX6 root canal length measuring instrument



**HQ-518** CE

- Gutta-percha tip cutter
- Exquisite design, beautiful appearance, ergonomic design
- Wireless type, flexible operation, convenient
- The heating speed is fast, reaching 200 in 3 seconds
- 2400mAh large capacity LSD NIMH rechargeable battery, meet more than 100 times of cut off application
- Four types of heating needles are available to meet the requirements of various complex applications
- The heating needle can be sterilized by high



**HQ-591** CE

- Indonesian



**HQ-592** CE

- Denture



**HQ-593** CE

- Denture







- HQ-578** CE
- Voltage: 220V/110V
  - Frequency: 50/60Hz
  - Power: 800W(Customized)
  - Capacity: 4L
  - Output: Over 6.5 Gallons per Day (26 Liters)
  - Size: 460×265×310mm (L×W×H)



- HQ-579** CE
- Voltage: 220V/110V
  - Frequency: 50/60Hz
  - Power: 800W(Customized)
  - Capacity: 4L
  - Output: Over 6.5 Gallons per Day (26 Liters)
  - Size: 460×265×310mm (L×W×H)



- HQ-580** CE
- Voltage: 220V/110V
  - Frequency: 50/60Hz
  - Power: 800W(Customized)
  - Capacity: 4L
  - Output: Over 6.5 Gallons per Day (26 Liters)
  - Size: 460×265×310mm (L×W×H)



- HQ-584** CE
- Wall-mounted&desktop dental sealing machine,
  - PTC heater,energy saving 70%
  - Press width=12mm
  - Beep reminder,timeout automatically alert
  - Voltage: 110V/220V AC Frequency: 50/60Hz
  - Power: 100W N.W. 5.5kg G.W. 6kg
  - Size: 470×342×245mm (L×W×H)
  - Seal length: 250mm



- HQ-585** CE
- Seal length 300mm
  - PTC heater,energy saving 70%
  - Press width=12mm
  - Beep reminder,timeout automatically alert
  - Voltage: 110V/220V AC
  - Frequency: 50/60Hz
  - Power: 100W
  - N.W. 5.5kg G.W. 6kg
  - Size: 520×405×210mm (L×W×H)



- HQ-527** CE
- Capacity: 3L
  - Time setting: Digitally adjust 1-30 minute;
  - Temperature Setting: Digital display adjustable RT ( Room Temperature) - 80 C ;
  - High quality stainless steel is used in both inner and outer shell;
  - Formed by stamping, there's no weld on the cleaning groove;
  - The ultrasonic components are all high quality imported accessories;
  - All through EMC, ROHS, FCC, LVD authentication.



- HQ-581** CE
- Voltage: 220V/110V
  - Frequency: 50/60Hz
  - Power: 800W(Customized)
  - Capacity: 4L
  - Output: Over 6.5 Gallons per Day (26 Liters)
  - Size: 460×265×310mm (L×W×H)
  - Water Distiller,Hydrolat Machine,Alcohol Distiller,Distillation Equipme nt,DIY Distillation Equipment.
  - Applications: Medical/Dental/Homuse/Laboratory/Beauty
  - Principle: 1.when the Liquid is water,Through heater heating the water to boiling point,then water change to Seam,then use Coolingsystem,make steam cooling to pure water, this process make the separation of pure water and impurities.



- HQ-582** CE
- Voltage: 110V/220V AC
  - Frequency: 50/60Hz
  - Power: 500W
  - Seal Width: 10mm
  - N.W. 5.7kg G.W. 6kg
  - Size: 460×350×220mm (L×W×H)
  - Seal length: 250mm



- HQ-583** CE
- Press width=12mm
  - Voltage: 110V/220V AC
  - Power: 500W
  - Frequency: 50/60Hz
  - N.W. 6.5kg G.W. 7kg
  - Size: 430×340×250mm (L×W×H)
  - Seal length: 250mm



- HQ-529** CE
- Capacity: 6L
  - Time setting: Digitally adjust 1-30 minute;
  - Temperature Setting: Digital display adjustable RT ( Room Temperature) - 80 C ;
  - High quality stainless steel is used in both inner and outer shell;
  - Formed by stamping, there's no weld on the cleaning groove;
  - The ultrasonic components are all high quality imported accessories;
  - All through EMC, ROHS, FCC, LVD authentication.



- HQ-530** CE
- Capacity: 10L
  - Time setting: Digitally adjust 1-30 minute;
  - Temperature Setting: Digital display adjustable RT ( Room Temperature) - 80 C ;
  - High quality stainless steel is used in both inner and outer shell;
  - Formed by stamping, there's no weld on the cleaning groove;
  - The ultrasonic components are all high quality imported accessories;
  - All through EMC, ROHS, FCC, LVD authentication.



- HQ-531** CE
- Capacity: 10L
  - Time setting: Digitally adjust 1-99 minute;
  - Temperature Setting: Digital display adjustable RT ( Room Temperature) - 99 C ;
  - High quality stainless steel is used in both inner and outer shell;
  - Formed by stamping, there's no weld on the cleaning groove;
  - The ultrasonic components are all high quality imported accessories;
  - All through EMC, ROHS, FCC, LVD authentication.







**MT-12B-I** CE

- Based on EN13060 standard
- Open-type water tank design,easy to clean
- LCD display all the details of cycle
- High density filter
- Fully automatic
- High quality vacuum pump
- Build-in steam generator
- Over temperature and Over pressure protect
- Achieved program customization
- 20 minutes fast sterilization cycle
- Optional printer and color
- With B&D test and Vacuum test



**MT-12B-II** CE

- Based on EN13060 standard
- Open-type water tank design,easy to clean
- LED simply display
- High density filter
- Fully automatic
- High quality vacuum pump
- Build-in steam generator
- Optional printer
- Over temperature and Over pressure protect
- 20 minutes fast sterilization cycle
- Color: Blue & purple & orange
- With B&D test and Vacuum test



**MT-CB-LED** CE

- Capacity: 18L/23L
- LED display
- European B standard
- 121 C/134 C
- Built-in USB
- B&D /Helix test program
- Leak Test program
- Double door lock system, more reliable \* Open water tank



**MT-660ST** CE

- Optical system , Apochromatic Optical System
- Amplification system , Five-speed zoom: The magnification factor is: 0.4, 0.6, 1, 1.6, 2.5.Total magnification 2.1x~26.6x
- Binocular Tube,0°-180° variable angle binocular tube, with interpupillary distance adjustment mechanism, the interpupillary distance adjustment range is 55-75mm
- High eye point 12.5x wide-angle eyepiece, eye cup height adjustable, diopter compensation range +7D
- Zoom system, Large zoom objective, variable working distance 200-415mm



**MT-XS01** CE

- It can be clamped on a cylinder with a diameter of 76. The bracket can adjust the position of the display, and the distance between the mounting hole and the display is 75\*75 and 100\*100



**MT-2422H** CE

- HDMI data input port




**MT-B-LED** CE

- Capacity: 29L/45L
- LED display
- European B standard
- 121 C/134 C
- Built-in USB
- B&D /Helix test program
- Leak Test program
- Automatic locking system
- Open water tank




**MTClassic** CE

- Capacity: 18L
- Display: LED
- Product Size: 63\*45\*40cm
- G.W./N.W.: 55/47KGS
- Power: 220V/50Hz 1.7KW
- Working type: Front loading and fully automatic



**MT-SEA-12L** CE

- Capacity: 12L
- LED display
- European B standard
- Open water tank
- GW: 48Kgs NW: 41Kgs
- Packing Size: 710mm\*550mm\*480mm



**MT-a64** CE

- SONY camera, with HDMI adapter, mini head for male head, standard head for female head



**MT-FW50** CE

- For Canon 850D, SONY a6100, a6400, please indicate "Canon (or SONY)"



**MT-WX01** CE

- Includes shutter controller, foot switch, shutter control cable, suitable for Canon 850D, SONY a6100, a6400, should be marked "Canon (or SONY)"





**SURGICALS** *Kart*

Your One-Stop Shop for Surgical Supplies

# Des Équipements Médicaux Innovants à des Prix Imbattables

Profitez-en dès maintenant :

- ✓ Offres Exclusives
- ✓ Solutions Innovantes
- ✓ Qualité Garantie
- ✓ Support Dédié

Découvrez notre catalogue complet en ligne pour en bénéficier !

Numéro WhatsApp  +91 **72042 86493**

 [www.surgicalskart.com](http://www.surgicalskart.com)

BÉNÉFICIEZ DE REMISES

